

DO NOT SCALE FROM THIS PRINT

NOTES:

1. Ⓢ REPRESENTS A CRITICAL DIMENSION.
2. ALL ASSEMBLIES TO BE 100 % ELECTRONICALLY TESTED FOR SHORTS AND OPENS.
3. ALL ASSEMBLIES TO BE 100 % HI-POI TESTED AT 630V. TO BE MEASURED FROM BOND LINE.
4. PARTS TO BE PACKAGED PER THE IDC PACKAGING INSTRUCTIONS OF THE PACKAGING MANUAL.
5. SI DATA AVAILABLE FOR STANDARD LENGTHS ONLY.
6. MAX CABLE LENGTH AVAILABLE WITHOUT FLAT: RIBBONIZED SECTION IS 18.61 INCHES. CONTACT SAMTEC FOR NUMBER OF FLAT SECTIONS IF LONGER LENGTH IS REQUIRED.
7. WHEN CUTTING CABLE TO LENGTH, CONDUCTORS SHOULD NOT EXTEND PAST THE CABLE INSULATION, EXTENDING LESS THAN 25% OF CABLE THICKNESS ON CONSECUTIVE AND LESS THAN 50% OF THE CABLE THICKNESS ON NON-CONSECUTIVE STRANDS IS CONSIDERED A PROCESS INDICATOR.
8. FOR CONNECTOR ASSEMBLY SEE DRAWING FFSD-XX-XX-X-N-XXX-SUB.

TABLE 1	
PIN No.	COLOR
1	RED
2	WHITE
3	BLUE
4	WHITE
5	BLUE
6	WHITE
7	BLUE
8	WHITE
9	BLUE
10	WHITE
REPEAT	

FFTP-XX-X-XX.XX-01-X-X-X

**No. OF POSITIONS**  
-02 THRU -25

**END ASSEMBLY**  
-D: DOUBLE END (SEE FIGS 1 & 2)

**ASSEMBLY LENGTH**  
ONLY AVAILABLE IN THESE LENGTHS  
- 3.85" (USE CBTP-68-30-7/38-025-2)  
- 8.77" (USE CBTP-68-30-7/38-025-1)  
- 18.00" (USE CBTP-68-30-7/38-025-4)

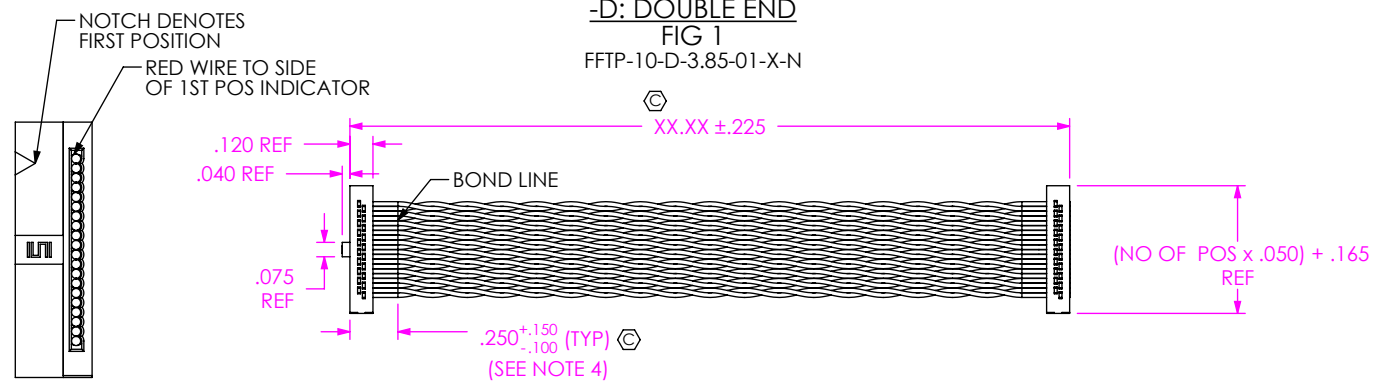
**OPTION**  
-R: REVERSED CONNECTOR (SEE FIG 2)

**STANDARD POLARIZATION NOTCH**  
-N: POLARIZATION NOTCH (NOT AVAILABLE IN -02 THRU -04) (LEAVE BLANK FOR -02 THRU -04)

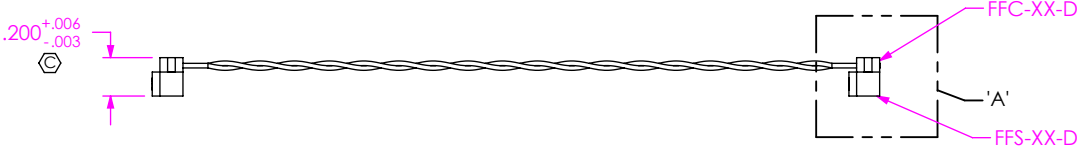
**PLATING OPTIONS**  
-LEAVE BLANK FOR STANDARD, USE C-67-L  
-S: USE C-67-S  
-F: USE C-67-F

**LEAD STYLE**

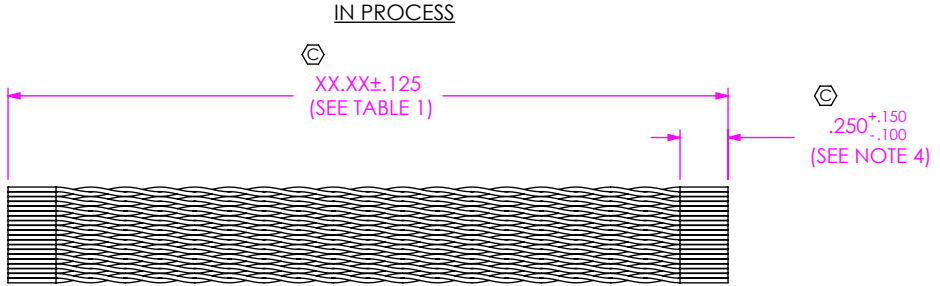
-D: DOUBLE END  
FIG 1  
FFTP-10-D-3.85-01-X-N



SCALE 2:1



-R  
FIG 2  
REVERSED CONNECTOR  
FFTP-10-D-X.XX-01-X-N-R  
(SAME AS FIG 1 EXCEPT AS SHOWN)



IN PROCESS

UNLESS OTHERWISE SPECIFIED, DIMENSIONS ARE IN INCHES.  
TOLERANCES ARE:  
DECIMALS ANGLES  
.XX: ±.01 [.3] 2°  
.XXX: ±.005 [.13]  
.XXXX: ±.0020 [.051]

**PROPRIETARY NOTE**  
THIS DOCUMENT CONTAINS INFORMATION CONFIDENTIAL AND PROPRIETARY TO SAMTEC, INC. AND SHALL NOT BE REPRODUCED OR TRANSFERRED TO OTHER DOCUMENTS OR DISCLOSED TO OTHERS OR USED FOR ANY PURPOSE OTHER THAN THAT WHICH IT WAS OBTAINED WITHOUT THE EXPRESSED WRITTEN CONSENT OF SAMTEC, INC.



**MATERIAL:** DO NOT SCALE DRAWING SHEET SCALE: 1:1  
INSULATOR: CELANEX 3314, COLOR: BLACK  
CONTACT OR TERMINAL: PHOS BRONZE  
WIRE: 30 AWG, 7/38, TINNED, TWISTED PAIR WITH PVC  
INSULATOR

**DESCRIPTION:**  
.050 X .050 C/L TWISTED PAIR FEMALE IDC ASSEMBLY  
**DWG. NO.**  
FFTP-XX-X-XX.XX-01-X-X-X  
**BY:** LENNY K 3/16/07 **SHEET 1 OF 1**