

PCB terminal block - ZFKDSA 4-9 - 1907542

Please be informed that the data shown in this PDF Document is generated from our Online Catalog. Please find the complete data in the user's documentation. Our General Terms of Use for Downloads are valid (<http://download.phoenixcontact.com>)



End terminal block, 9 mm wide, necessary at the end of a row of terminal blocks

Product description

End terminal block, 9 mm wide, necessary at the end of a row of terminal blocks

Why buy this product

- Color coding of individual positions supported
- Fully insulated bridges (FBSK) with different numbers of positions, e.g., for potential distribution
- Integrated test connection
- Optional mounting flange (FL) for safe mounting in the device
- Pitch spacers (RZ) for voltage expansion
- PCB terminal blocks with spring-cage connection, up to 6 mm² conductor cross section



Key commercial data

Packing unit	1
Minimum order quantity	50
Catalog page	Page 393 (CC-2011)
GTIN	 4 017918 193911
Weight per piece (including packing)	0.0 GRM
Weight per Piece (excluding packing)	4.94 GRM
Country of origin	POLAND

Technical data

Dimensions / positions

Length	29 mm
Pitch	7.5 mm
Number of positions	1
Pin dimensions	1,0 x 1,4 mm
Hole diameter	1.8 mm

PCB terminal block - ZFKDSA 4-9 - 1907542

Technical data

Technical data

Range of articles	ZFKDS(A) 4
Insulating material group	I
Rated surge voltage (III/3)	6 kV
Rated surge voltage (III/2)	6 kV
Rated surge voltage (II/2)	6 kV
Rated voltage (III/3)	500 V
Rated voltage (III/2)	630 V
Rated voltage (II/2)	1000 V
Connection in acc. with standard	EN-VDE
Nominal current I _N	32 A
Nominal cross section	4 mm ²
Maximum load current	32 A (with 4 mm ² conductor cross section)
Insulating material	PA
Inflammability class according to UL 94	V0
Internal cylindrical gage	A4
Stripping length	10 mm
Nominal voltage, UL/CUL Use Group B	300 V
Nominal current, UL/CUL Use Group B	30 A
Nominal voltage, UL/CUL Use Group C	150 V
Nominal current, UL/CUL Use Group C	30 A
Nominal voltage, UL/CUL Use Group D	300 V
Nominal current, UL/CUL Use Group D	10 A

Connection data

Conductor cross section solid min.	0.2 mm ²
Conductor cross section solid max.	6 mm ²
Conductor cross section stranded min.	0.2 mm ²
Conductor cross section stranded max.	4 mm ²
Conductor cross section stranded, with ferrule without plastic sleeve min.	0.25 mm ²
Conductor cross section stranded, with ferrule without plastic sleeve max.	4 mm ²
Conductor cross section stranded, with ferrule with plastic sleeve min.	0.25 mm ²
Conductor cross section stranded, with ferrule with plastic sleeve max.	4 mm ²
Conductor cross section AWG/kcmil min.	24
Conductor cross section AWG/kcmil max	10
Minimum AWG according to UL/CUL	24
Maximum AWG according to UL/CUL	10

PCB terminal block - ZFKDSA 4-9 - 1907542

Classifications

eClass

eClass 4.0	27141109
eClass 4.1	27141109
eClass 5.0	27141190
eClass 5.1	27141190
eClass 6.0	27261101

etim

ETIM 3.0	EC001121
ETIM 4.0	EC000886

unspsc

UNSPSC 6.01	30211801
UNSPSC 7.0901	39121432
UNSPSC 11	39121432
UNSPSC 12.01	39121432
UNSPSC 13.2	39121432

Approvals

Certificates

Certification

UL Recognized / cUL Recognized / GOST / GOST / cULus Recognized

Certification EX

Certification submitted

Approval details

UL Recognized			
	B	C	D
mm ² /AWG/kcmil	24-10	24-10	24-10
Nominal current IN	30 A	30 A	10 A
Nominal voltage UN	300 V	150 V	300 V

cUL Recognized			
	B	C	D
mm ² /AWG/kcmil	24-10	24-10	24-10
Nominal current IN	30 A	30 A	10 A

PCB terminal block - ZFKDSA 4-9 - 1907542

Approvals

	B	C	D
Nominal voltage UN	300 V	150 V	300 V

GOST

GOST

cULus Recognized

Accessories

Accessories

Assembly

PCB terminal block - FL-ZFKDS 4 - 1928495

Pair of flanges, can be snapped onto a row of single terminal blocks



PCB terminal block - RZ-ZFKDS 4 - 1928521

Pitch spacer, 2.5 mm wide



Bridges

Plug-in bridge - FBSK 4-7,5 - 1928369

Bridge, fully insulated, pitch 7.5 mm, 4-pos.



Plug-in bridge - FBSK 3-7,5 - 1928356

Bridge, fully insulated, pitch 7.5 mm, 3-pos.



PCB terminal block - ZFKDSA 4-9 - 1907542

Accessories

Plug-in bridge - FBSK 2-7,5 - 1928343

Bridge, fully insulated, pitch 7.5 mm, 2-pos.



Plug-in bridge - FBSK 10-7,5 - 1928385

Bridge, fully insulated, pitch 7.5 mm, 10-pos.



Plug-in bridge - FBSK 5-7,5 - 1928372

Bridge, fully insulated, pitch 7.5 mm, 5-pos.



Marking

Marker cards - SK 7,5/5:FORTL.ZAHLEN - 0804468

Marker cards, Card, white, Labeled, Horizontal: Consecutive numbers 1 - 10, 11 - 20, etc. up to 91 - 100, Mounting type: Adhesive



Marker cards - SK U/5,0 WH:UNBEDRUCKT - 0803922

Marker cards, Sheet, white, Unlabeled, Can be labeled with: Plotter, Office-Drucksysteme, Mounting type: Adhesive



PCB terminal block - ZFKDSA 4-9 - 1907542

Accessories

Marker pen - B-STIFT - 1051993

Marker pen, for manual labeling of unprinted Zack strips, smear-proof and waterproof, line thickness 0.5 mm



Plug/Adapter

Test plugs - MPS-MT - 0201744

Test plugs



Tools

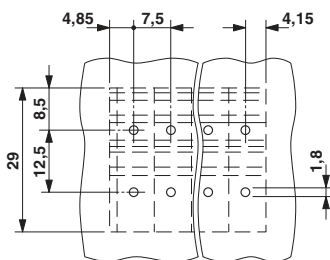
Screwdriver - SZF 1-0,6X3,5 - 1204517

Actuation tool, for ST terminal blocks, also suitable for use as a bladed screwdriver, size: 0.6 x 3.5 x 100 mm, 2-component g

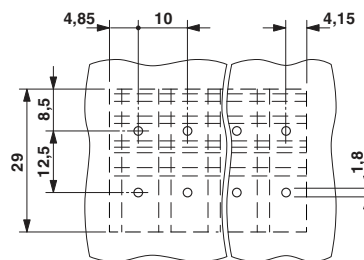


Drawings

Drilling diagram

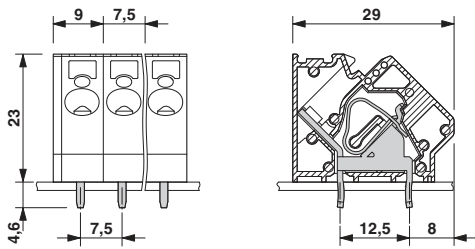


Drilling diagram

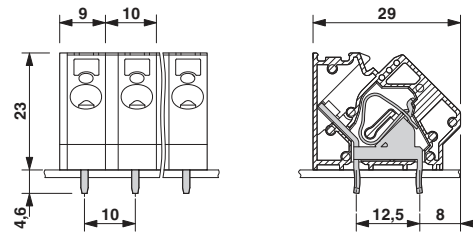


PCB terminal block - ZFKDSA 4-9 - 1907542

Dimensioned drawing



Dimensioned drawing



© Phoenix Contact 2012 - all rights reserved
<http://www.phoenixcontact.com>