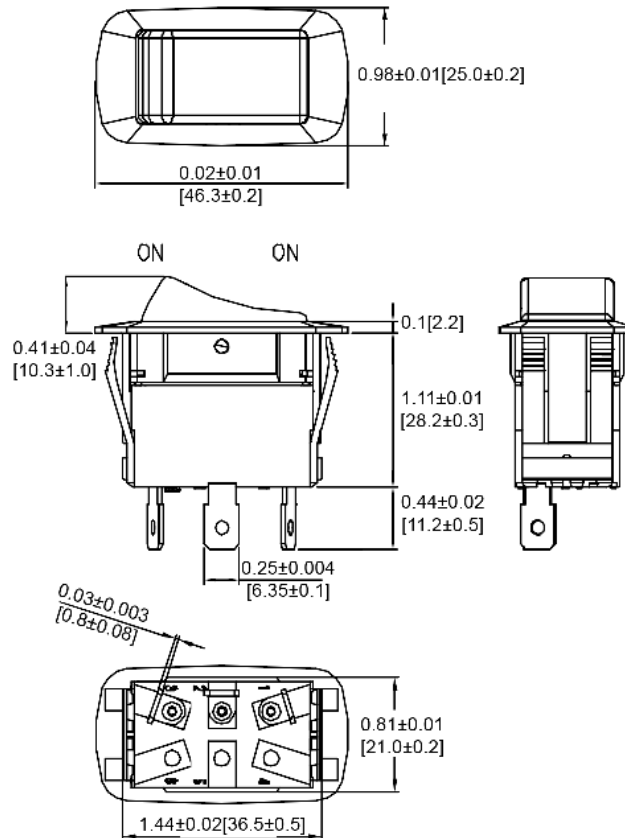
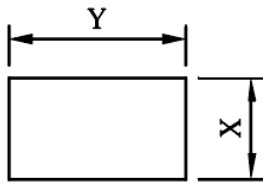


## Mechanical Dimensions: Inches [mm]

Tolerances  $\pm 0.012$  [0.3] Unless Otherwise Specified



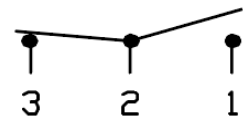
## Mounting Hole



Thickness	X	Y
0.0~0.04 [0.75~1.25]	0.83+0.004 [21.2+0.1]	0.87+0.004 [36.6+0.1]
0.04~0.07 [1.25-2.0]	0.83+0.004 [21.2+0.1]	1.45+0.004 [36.8+0.1]
0.07~0.11 [2.0~3.0]	0.83+0.004 [21.2+0.1]	1.46+0.004 [37.0+0.1]

## Circuit Diagram

3P SPDT ON-ON



## Electrical Specifications

Rating	21A 14V DC, 10A 28V DC
Contact Resistance	50m ohm Max.
Insulation Resistance	DC 500V 100M ohm Min
Dielectric Strength	AC 1500V 1 minute
Operation Temperature	-20°C ~ 85°C

## Material Specifications

Frame	Black, Nylon 66
Actuator	Black, Nylon 66+33%GF
Waterproof	IP56

# Rocker Switch

# SRB1-1D-DC-1-NN



Rev	Date of issue	Revision Notes	Designed	Approved
A	02-04-2021	Initial Drawing	RC	OF