

**ELECTRICAL SPECIFICATIONS:**  
 Inlet Current rating: 10 A **UL**  
 Fuse Holder Current rating: 5A **UL**  
 Voltage rating: 250 VAC  
 Insulation resistance: 100 Mohm min.  
 at 500 VDC  
 Dielectric withstanding voltage: 2000  
 VAC for one minute







**RoHS  
 COMPLIANT**

**ORDERING CODE:**

42R42-3          -         

1    2    3

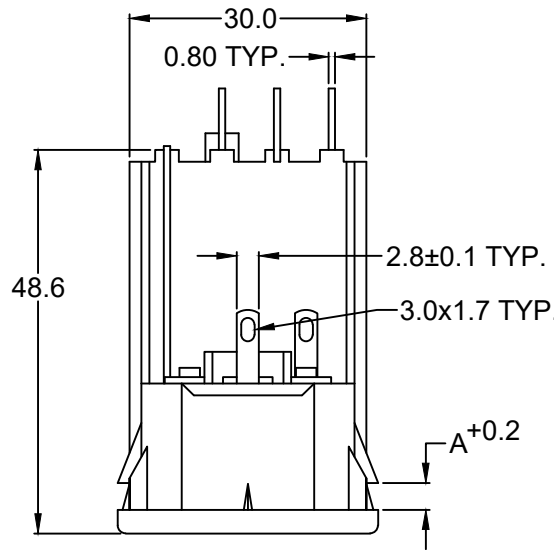
- 1) COLOR  
 1 = BLACK  
 2 = GRAY
- 2) ELECTRICAL CIRCUIT  
 CONFIGURATION

- 1 = 10A 250V 70°C  
 2+GROUND, 1 FUSE 
- 2 = 10A 250V 70°C  
 2+GROUND, 2 FUSE 
- 3 = 10A 250V 120°C  
 2+GROUND, 1 FUSE 
- 4 = 10A 250V 120°C  
 2+GROUND, 2 FUSE 
- 5 = 10A 250V 70°C  
 2 POLE, 1 FUSE 
- 6 = 10A 250V 70°C  
 2 POLE, 2 FUSE 

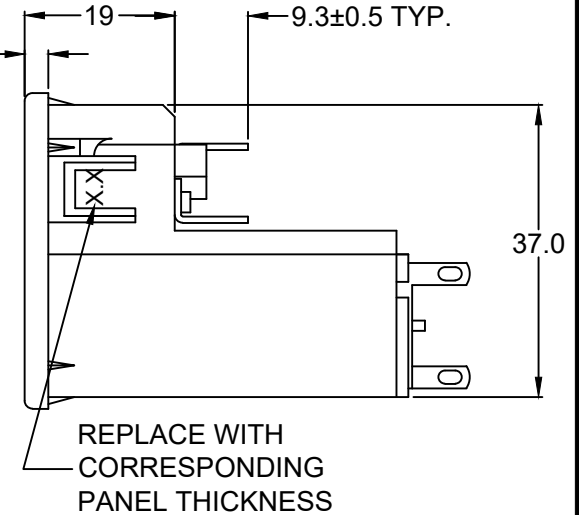
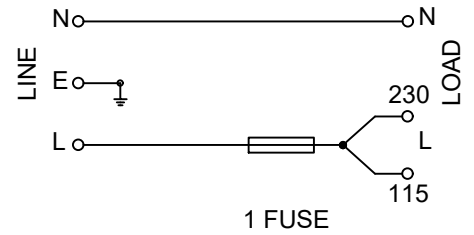
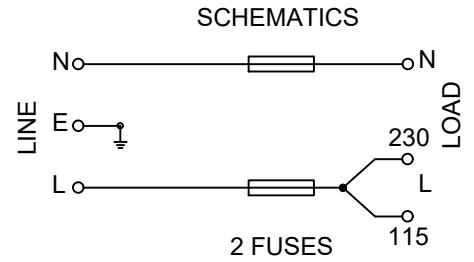
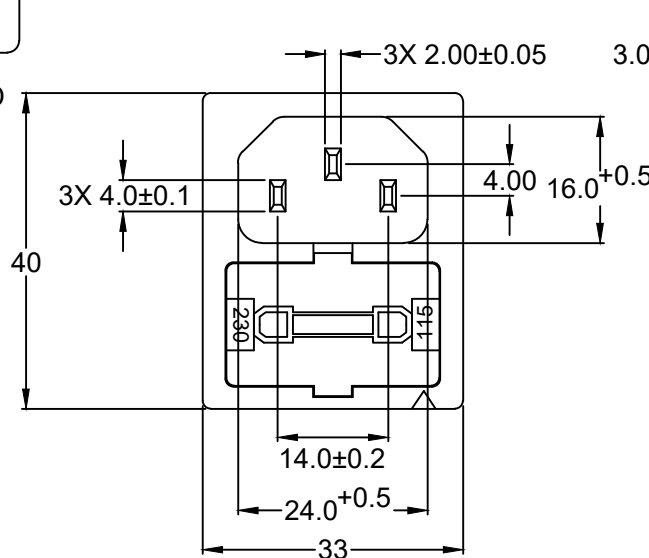
3) PANEL THICKNESS

| P/N            | A   | MAX. PANEL THICKNESS |
|----------------|-----|----------------------|
| 42R42-3X2X-150 | 1.5 | 1.5                  |
| 42R42-3X2X-200 | 2.0 | 2.0                  |
| 42R42-3X2X-250 | 2.5 | 2.5                  |

ADDITIONAL PANEL THICKNESS  
 AVAILABLE ON REQUEST



**RECOMMENDED  
 PANEL CUTOUT**



|           |        |         |     |      |
|-----------|--------|---------|-----|------|
| REVISIONS | CHANGE | CHK     | CHK | APPR |
|           | DATE   | 1/10/22 |     |      |
| REV       | A      |         |     |      |

|   |        |       |          |
|---|--------|-------|----------|
| TOLERANCE<br>UNLESS OTHERWISE SPECIFIED |        |       |          |
| X                                       | ± 1    |       |          |
| X.X                                     | ± 0.4  |       |          |
| X.XX                                    | ± 0.20 |       |          |
| DRAWN BY                                | GQ     | DATE: | 09/28/01 |
| CHECK BY                                | TD     | DATE: | 10/04/01 |
| APPR BY                                 | PB     | DATE: | 10/04/01 |

**Power Dynamics, Inc.**  
 Phone: 973 560-0019 Whippany, New Jersey Fax: 973 560-0076

PART: IEC 60320 APPL. INLET, VOLTAGE SELECTOR  
 FUSE HOLDER; SOLDER TERMINALS; SNAP-IN

**42R42-3X2X-XXX**

PART #: 42R42-3X2X-XXX SHEET 1 of 1

SIZE: A ALL DIMENSIONS FOR REFERENCE ONLY  
 SCALE: NTS DIMENSIONS ARE IN MILLIMETERS REV: A