

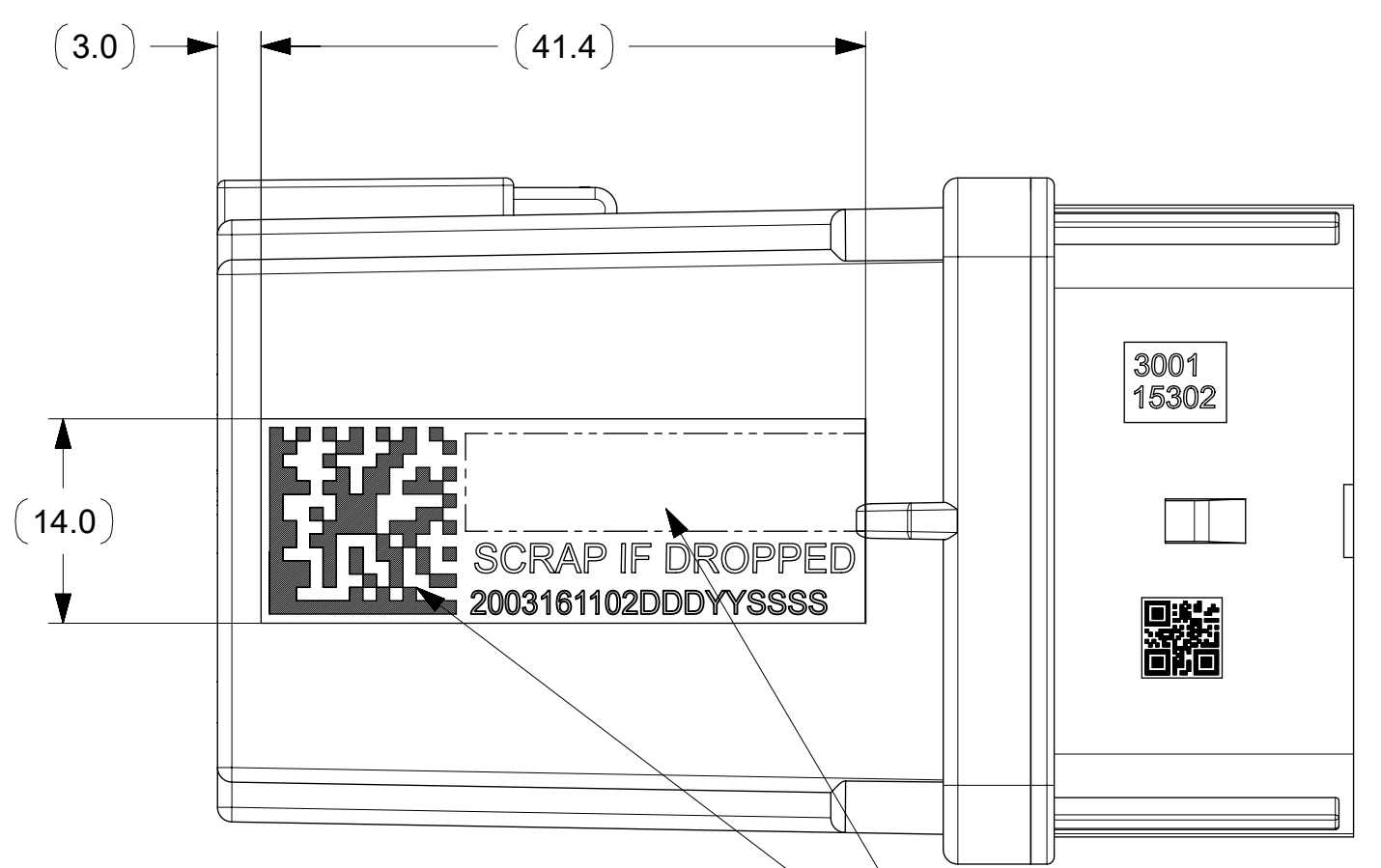
TABLE OF CONTENTS
SHEET 1 NOTES, BOM, GENERAL VIEWS
SHEET 2 CONFIG, SCHEMATICS

SCOPE OF PRODUCTS:
THIS PRODUCT DRAWING IS FOR "GENERAL MARKET PRODUCTS" ONLY

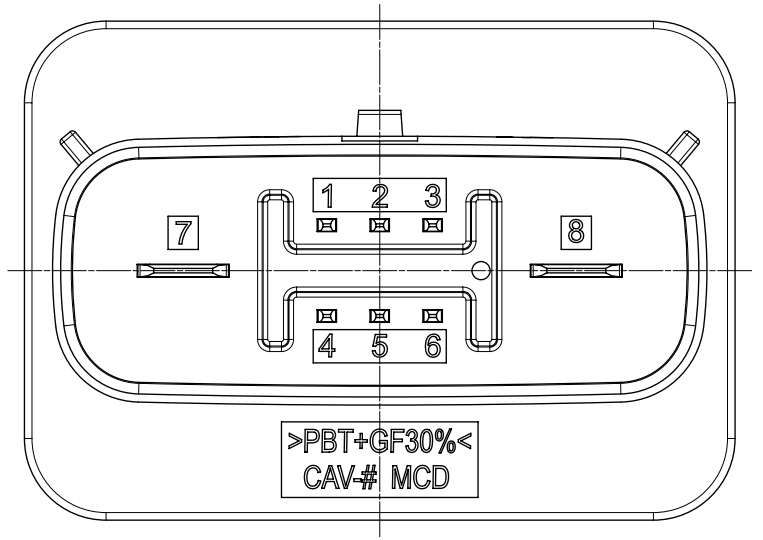
- NOTES:
- 1.0 REFERENCE DOCUMENTS:
- 1.1 PRODUCT SPECIFICATION: 2003161000PS
 - 1.2 APPLICATION SPECIFICATION: 2003161000AS
 - 1.3 PACKAGING SPECIFICATION: 2003168103
 - 1.4 COSMETIC SPECIFICATION: PS-45499-002 (CLASS B)
 - 1.5 GEOMETRIC TOLERANCING: ASME Y14.5-2009
 - 1.6 MATES WITH: REFERENCE CONNECTOR P/N IN TABLE BELOW

- 2.0 MATERIALS:
- 2.1 HOUSING MATERIAL: PBT GF30%, LR, BLK
 - 2.2 CONTACT MATERIAL: BRASS
 - 2.3 PLATING:
 - 1.5 BLADES (TIN): 1.0 MIN. MICROMETERS OVER NICKEL
 - 2.8 BLADES (TIN): 1.0 MIN. MICROMETERS OVER NICKEL
 - 6.3 BLADES (TIN): 1.0 MIN. MICROMETERS OVER NICKEL
 - 6.3 BLADES (AG): 1.9 MIN. MICROMETERS OVER NICKEL
 - 2.4 SURFACE FINISH: (FOR SILVER PLATED BLADES ONLY) ANTI-TARNISHING AGENTS MAY WIPE OFF PINS/BLADES DURING TERMINAL INSERTION. SOME GREY OR BLACK SPOTS MAY APPEAR ON SILVER PLATED PINS. ELECTRICAL PERFORMANCE IS NOT AFFECTED BY GREY OR BLACK TARNISH ON THE SILVER PLATING SURFACE. ACCEPTABLE SILVER PIN SURFACE CAN INCLUDE GREY OR BLACK TARNISH.

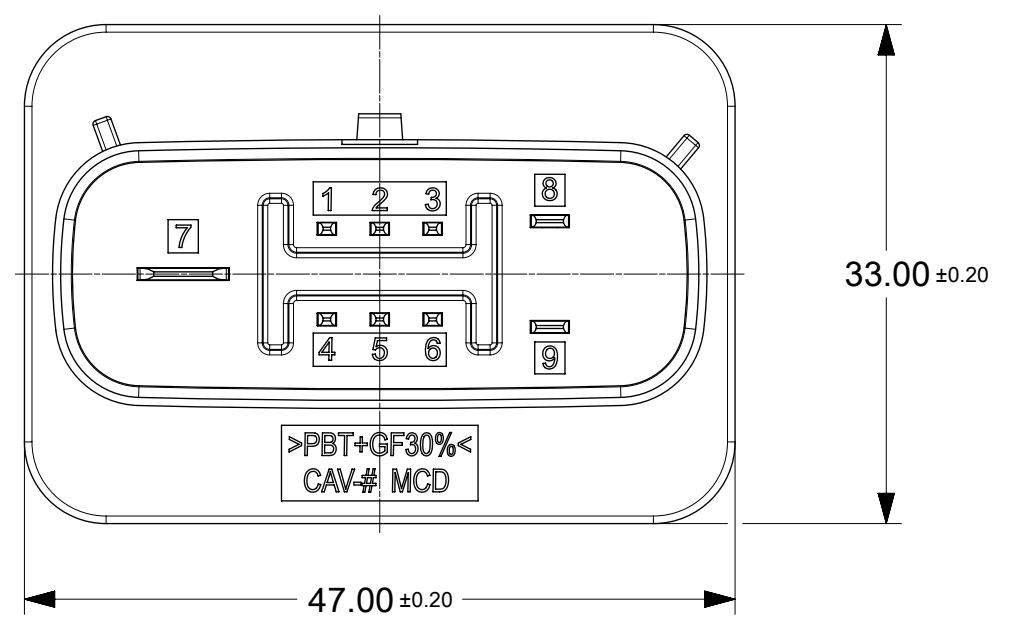
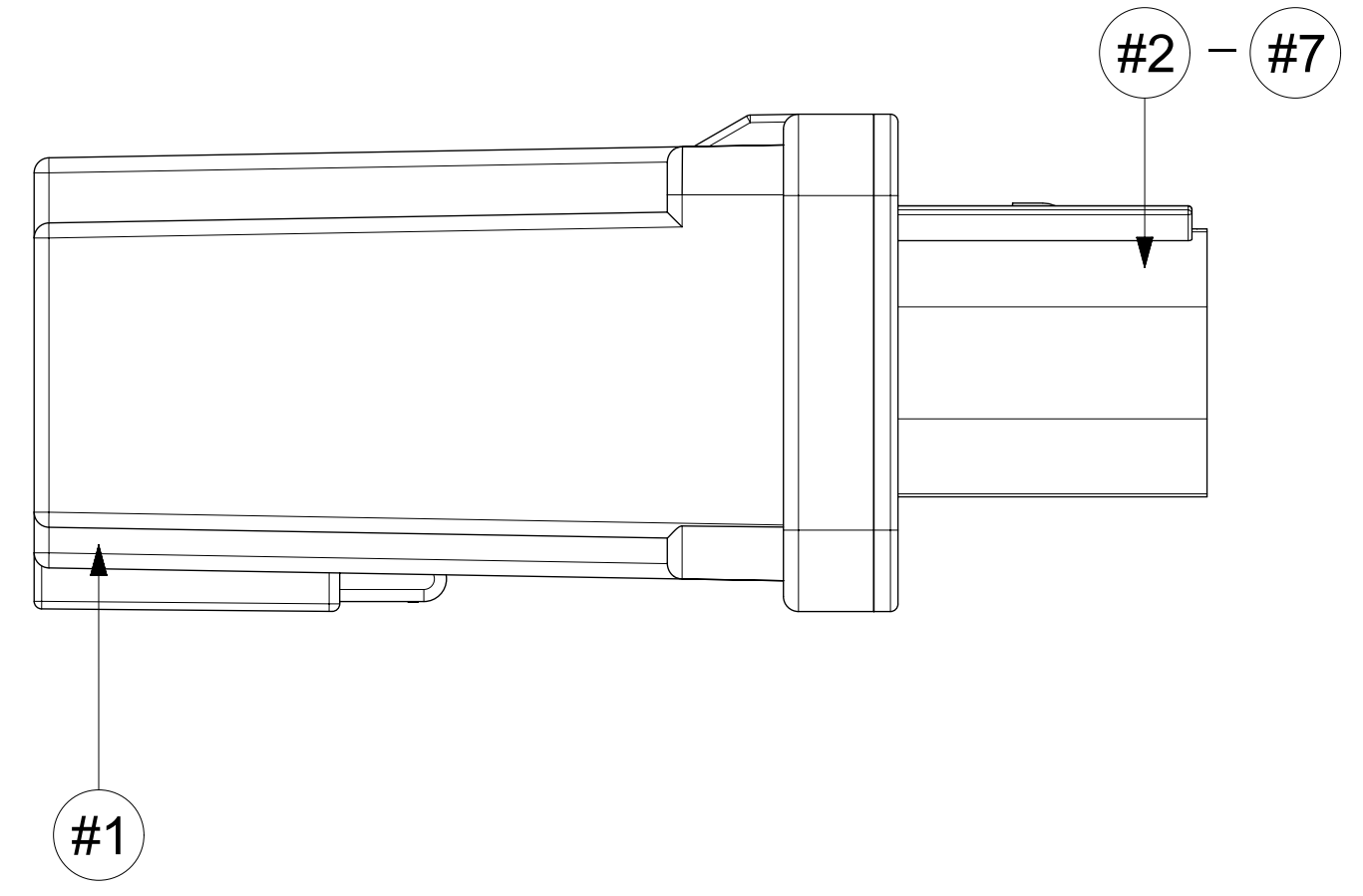
- 3.0 DESIGN - MANUFACTURING:
- 3.1 TRACEABILITY LASER MARKING: INITIAL SAMPLE MUST BE APPROVED BY PRODUCT ENGINEERING
- 3.1.1 2D DATA MATRIX CODE (2D DMC)
- MARKING AND READING STANDARD: DATA MATRIX (ECC200)
 - 14MM X 14MM SIZE
 - INFORMATION TO BE ENCODED:
 - PPPP = LAST FOUR DIGITS OF MOLEX PART NUMBER
 - YY=YEAR
 - DDD=DAY OF THE YEAR
 - SSSS=INCREMENTAL SERIAL NUMBER
- 3.1.2 HUMAN READABLE CODE (HRC)
- PERMANENTLY APPLIED ON THE PART WITH APPROPRIATE FONT SIZE
 - INFORMATION TO BE PRINTED:
 - 10 DIGIT MOLEX PART NUMBER
 - 5 DIGITS JULIAN MANUFACTURING DATE (DDYY)
 - 4 DIGITS INCREMENTAL SERIAL NUMBER
- 3.2 ALL ASSEMBLYS MUST BE CHECKED FOR ELCTRICAL FUNCTIONALITY
- 3.3 LEAK TEST SPECIFICATION: PRESSURE: -55 KPA (-8 PSI VACUUM)
- ACCEPTANCE CRITERIA: LESS THAN 5SCCM (IN THE ADHESIVE SIDE)



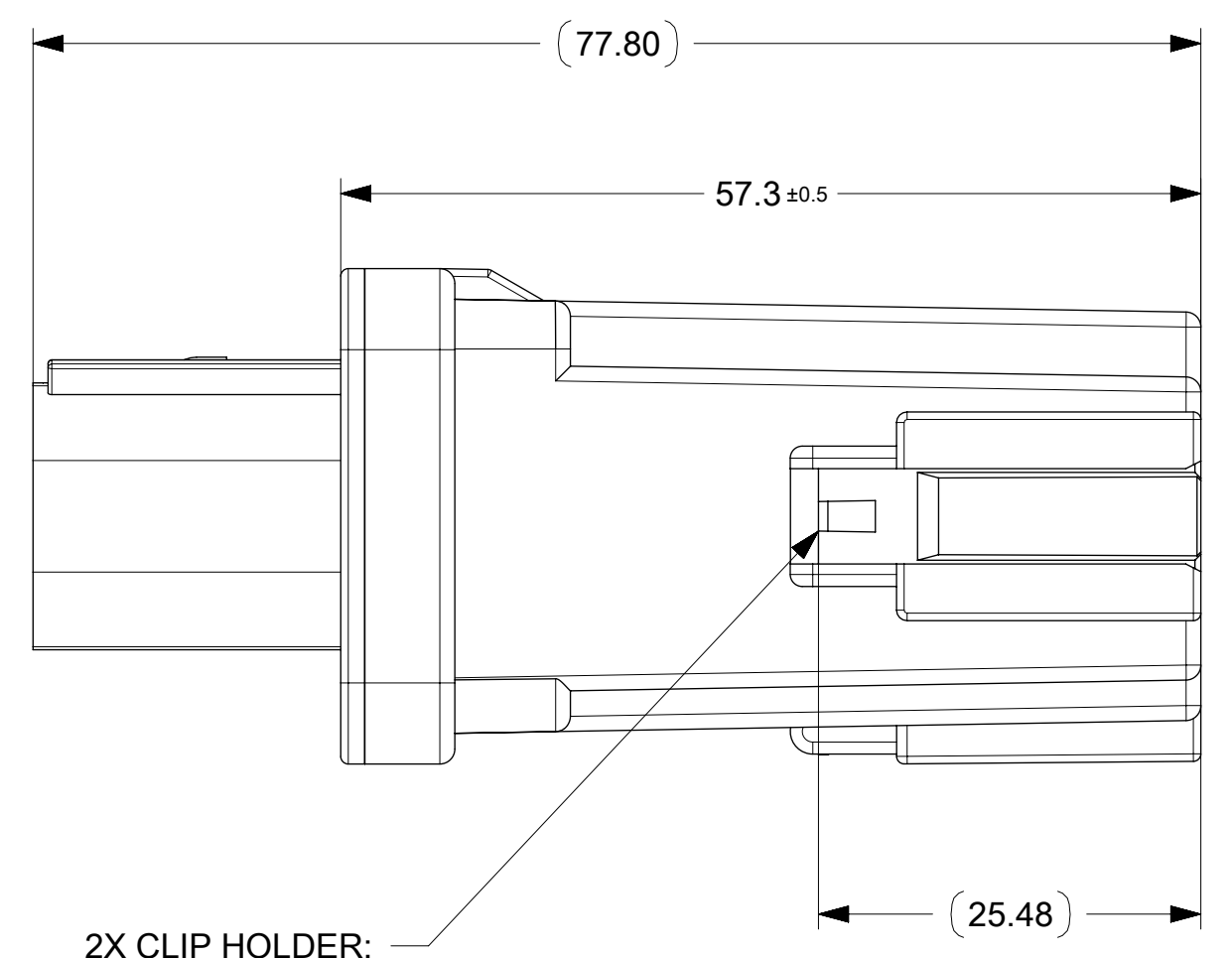
- 1. LASER MARKING: SEE NOTE 3.1.1 - 3.1.2
- 2. BOX AREA: BLANK



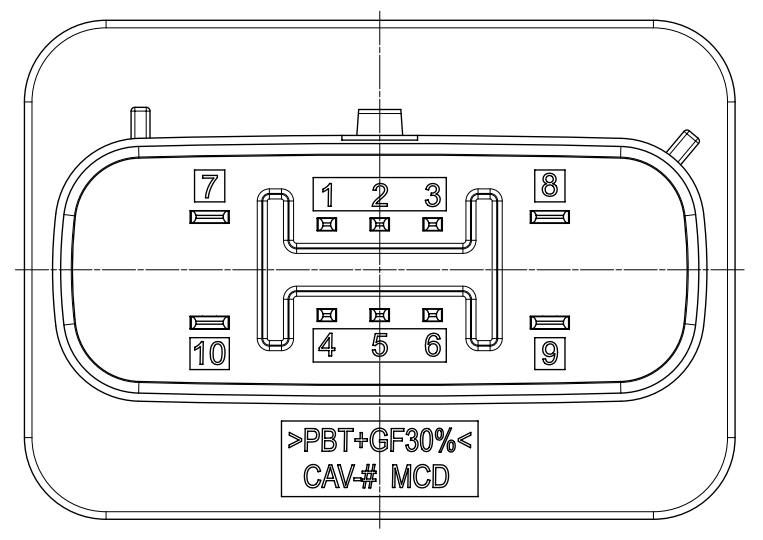
8-WAY KEY_A



9-WAY KEY_A



2X CLIP HOLDER:
EWCAP-005-11 (USCAR:11.0MM)
RECOMMENDED CLIPS: X-MAS TREE (OVAL TYPE)



10-WAY KEY_A

BOM TABLE

ASSEMBLY P/N: FOR GENERAL MARKET			2003161101	2003161102	2003161103	2003161104	2003161121	2003161122
ITEM	PN	COMPONENT DESCRIPTION	QUANTITY					
1	2003169120	MPDB_BACK COVER	1	1	1	1	1	1
2	2003165001	1 RELAY, 1 RESISTOR MODULE	1	-	-	-	-	-
3	2003165002	1 RELAY, 1 SLOW BLOW FUSE, 1 RESISTOR MODULE	-	1	-	-	-	-
4	2003165003	1 RELAY, 3 FAST BLOW FUSES, 1 RESISTOR MODULE	-	-	1	-	-	-
5	2003165004	1 RELAY, 3 FAST BLOW FUSES, 1 RESISTOR MODULE	1	-	-	1	-	-
6	2003165021	2 RELAYS, 4 FAST BLOW FUSES, 1 RESISTOR MODULE	-	-	-	-	1	-
7	2003165022	2 RELAYS, 4 FAST BLOW FUSES, 1 RESISTOR MODULE	-	-	-	-	-	1

C	UPDATED DRAWING NOTES, TABLES AND SCHEMATICS	ER657291
B1	UPDATED PART DESCRIPTIONS	ER614434
B	ADDED 2003161121, 1122	ER608569
A	RELEASE PRODUCTION	10886196
REV.	DESCRIPTIONS	SAP NO.

MOLEX P/N	DESCRIPTION	KEY WAY	HEADER PIN OUT	HEADER BLADE PLATING	CONNECTOR P/N	TRACEABILITY
2003161122	2 RELAYS, 4 FAST BLOW FUSES, 1 RESISTOR MODULE	B	8-WAY (6X1.5 & 2X6.3)	1.5:TIN / 6.3:TIN	MOLEX: 160078-3007	LASER MARKING (14X14)
2003161121	2 RELAYS, 4 FAST BLOW FUSES, 1 RESISTOR MODULE	A	8-WAY (6X1.5 & 2X6.3)	1.5:TIN / 6.3:TIN	MOLEX: 160078-3006	LASER MARKING (14X14)
2003161104	1 RELAY, 3 FAST BLOW FUSES, 1 RESISTOR MODULE	C	8-WAY (6X1.5 & 2X6.3)	1.5:TIN / 6.3:TIN	MOLEX: 160078-3026	LASER MARKING (14X14)
2003161103	1 RELAY, 3 FAST BLOW FUSES, 1 RESISTOR MODULE	C	8-WAY (6X1.5 & 2X6.3)	1.5:TIN / 6.3:TIN	MOLEX: 160078-3026	LASER MARKING (14X14)
2003161102	1 RELAY, 1 SLOW BLOW FUSE, 1 RESISTOR MODULE	A	8-WAY (6X1.5 & 2X6.3)	1.5:TIN / 6.3:TIN	MOLEX: 160078-3022	LASER MARKING (14X14)
2003161101	1 RELAY, 1 RESISTOR MODULE	B	8-WAY (6X1.5 & 2X6.3)	1.5:TIN / 6.3:AG	MOLEX: 160078-3024	LASER MARKING (14X14)

SYMBOLS THIS DRAWING CONTAINS INFORMATION THAT IS PROPRIETARY TO MOLEX ELECTRONIC TECHNOLOGIES, LLC AND SHOULD NOT BE USED WITHOUT WRITTEN PERMISSION DIMENSION UNITS: mm SCALE: 2:1 GENERAL TOLERANCES (UNLESS SPECIFIED): ANGULAR TOL: ± 3.0° 4 PLACES ± 3 PLACES ± 2 PLACES ± 0.1 1 PLACE ± 0.2 0 PLACES ± 0.25 DRAFT WHERE APPLICABLE MUST REMAIN WITHIN DIMENSIONS	CURRENT REV DESC: EC NO: 657291 DRWN: SWALKER03 2021/03/04 CHK'D: KVASANT 2021/03/15 APPR: KVASANT 2021/03/15 INITIAL REVISION: DRWN: ECHEONG 2018/03/01 APPR: RBAUMAN 2018/03/22	 MPDB ASSY DWG G.MARKET PRODUCT CUSTOMER DRAWING	
	THIRD ANGLE PROJECTION DRAWING: A1-SIZE SERIES: 200316		
MATERIAL NUMBER: 2003161100 CUSTOMER:		SHEET NUMBER: 1 OF 2	

