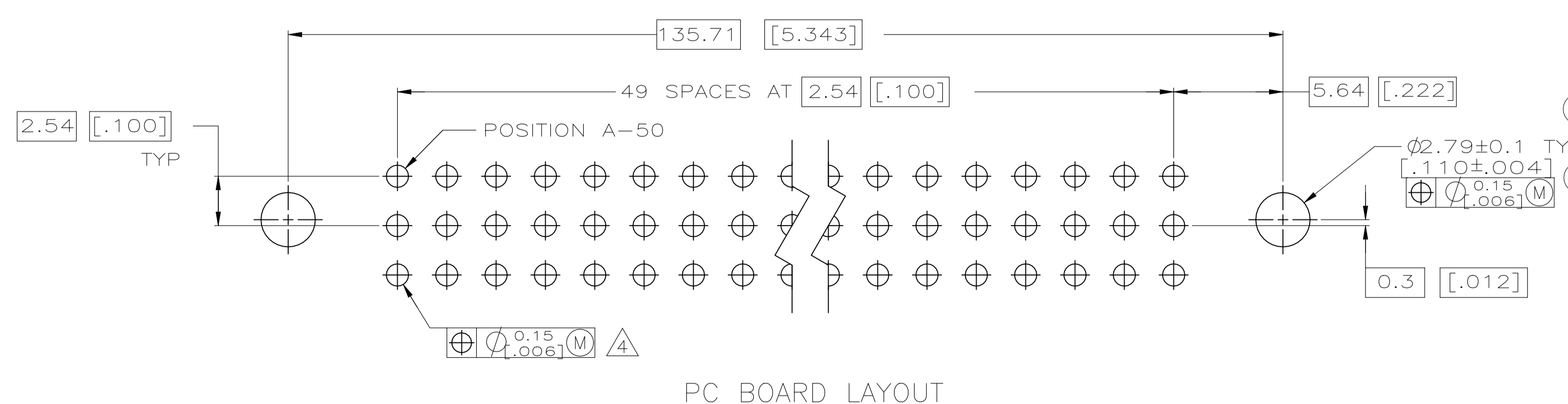
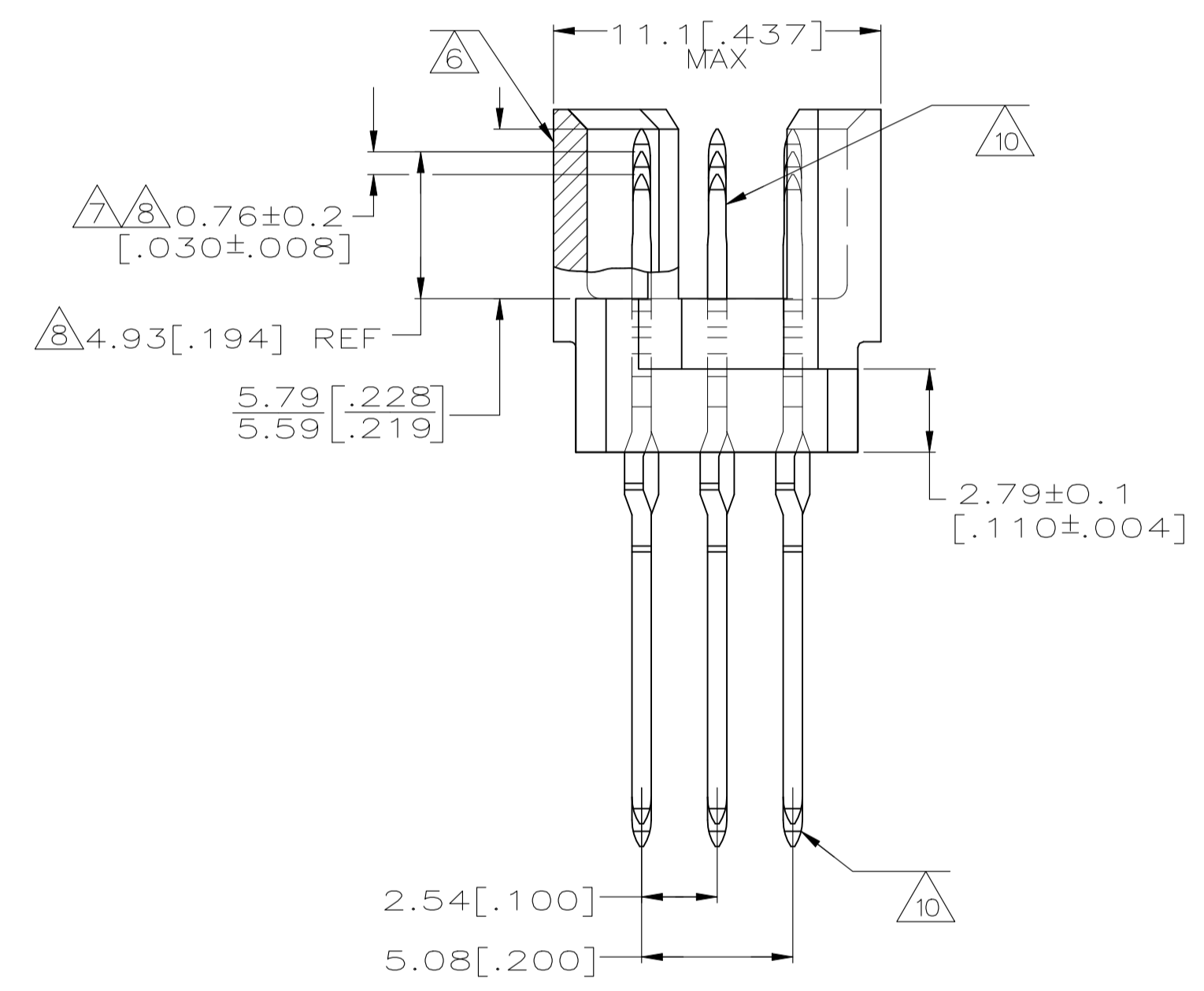
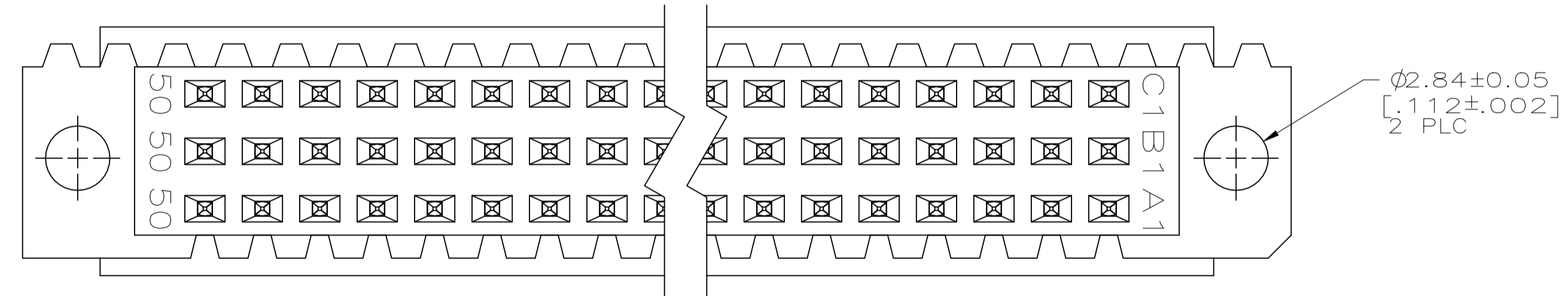
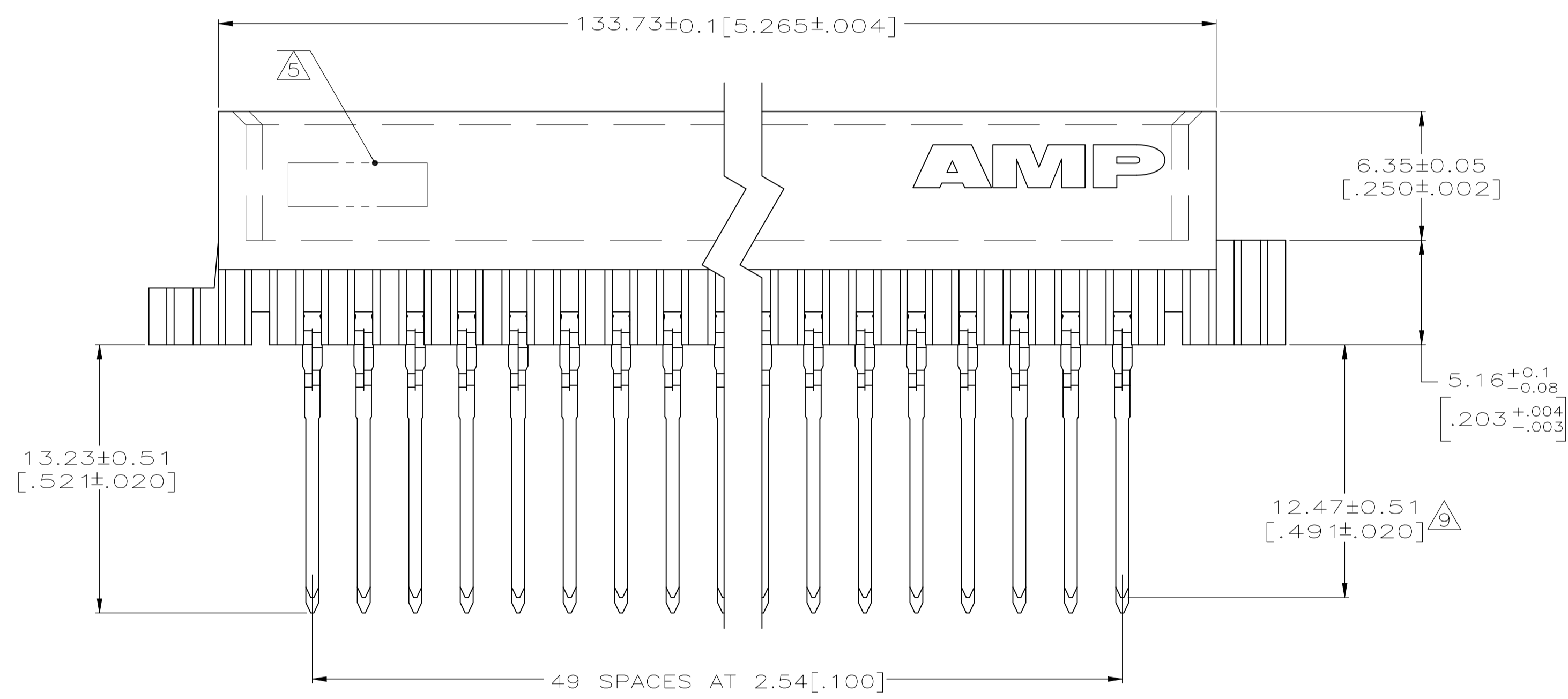
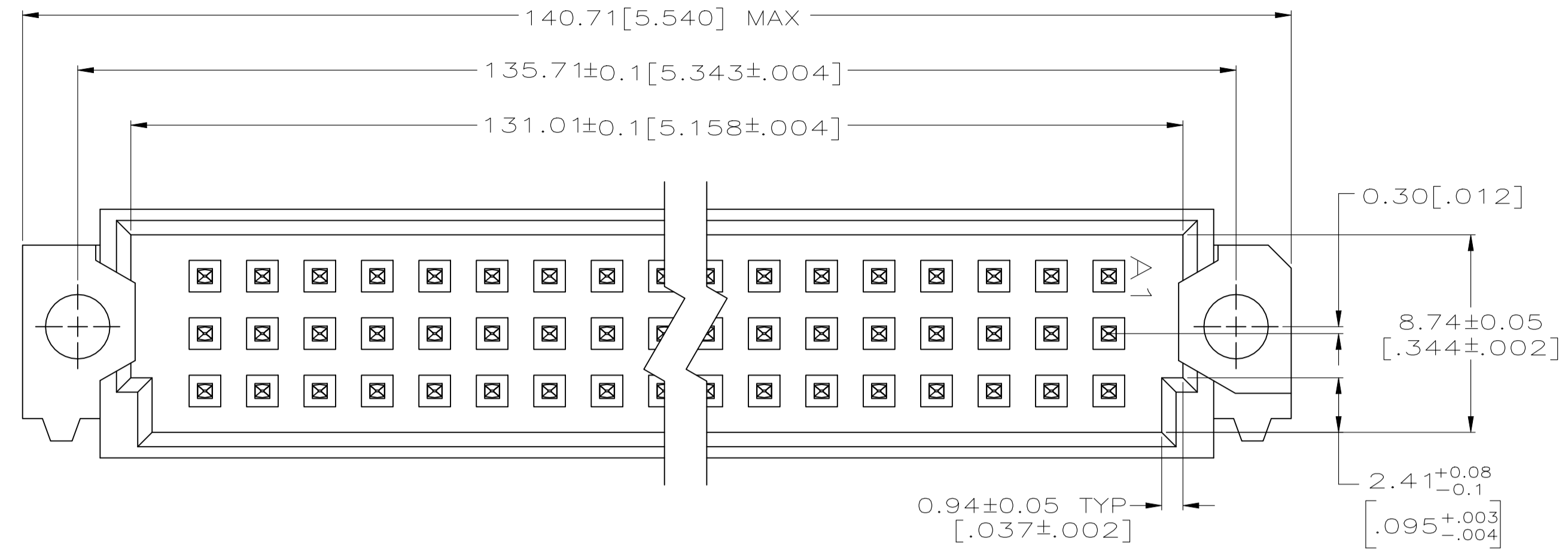


REVISIONS				
REV	DATE	BY	APP'D	DESCRIPTION
E	21MAY2023	R.S	W.H	REVISED PER ECR-23-171821

- 1 HOUSING MATERIAL: GLASS-FILLED POLYESTER. COLOR: GRAY.
- 2 POST MATERIAL: PHOSPHOR BRONZE.
- 4 PC BOARD HOLES REQUIRED FOR ACTION PIN CONTACTS ARE 1.151[.0453] DRILL DIAMETER PLATED THROUGH WITH 0.02-.008[.001-.003] COPPER AND 0.008[.0003] MINIMUM TIN-LEAD PLATING. FINISHED HOLE AFTER PLATING, 0.94-1.09[.037-.043] DIAMETER.
- 5 [PART NUMBER, DATE CODE] MARKED THIS APPROXIMATE AREA.
- 6 MARKING ON THIS SIDE.
- 7 FOR "MFBL" APPLICATIONS, A 2.36[.093] MINIMUM THICK PC BOARD IS REQUIRED. PROGRAMMABLE SEATING TOOL 768216-4 MUST BE USED.
- 8 TO BE 4.16[.164] REF FOR LAST MAKE PINS AFTER SEATING. POST LENGTH DIFFERENCE BETWEEN SHORT AND LONG PINS TO BE 0.76±0.2[.030±.008] AFTER SEATING.
- 9 THIS DIMENSION WILL BE 13.23±0.51[.521±.020] AFTER SEATING FOR PINS WITH 4.17[.164] REF MATING POST.
- 10 POST FINISH: DIN 41612 CLASS 2 IN CONTACT AREA AND LOWER 5.08[.200] OF TAILS. GOLD FLASH ON REMAINDER.
- 11 FOR 1.57[.062] THICK PC BOARD APPLICATIONS, USE SEATING TOOL 768211-4. PROGRAMMABLE SEATING TOOL 768216-4 WITH PUSH PINS FOR MAKE FIRST CONTACTS ONLY, CAN ALSO BE USED.
- 12 THE 5.69[.224] LONG MAKE FIRST POSTS EXCEED THE ALIGNMENT CAPABILITY OF THE HOUSING AND COULD POSSIBLY STUB DURING MATING. CUSTOMERS MUST TAKE THIS INTO CONSIDERATION IN CARD CAGE DESIGN.



	5,11,14,17,43	1-4,6-10,12,13,15,16,18-42,44-47, 50	C	48	148482-4
	5,11,14,17,43	1-4,6-10,12,13,15,16,18-42,44-47, 50	B	48	
	5,11,14,17,43	1-4,6-10,12,13,15,16,18-42,44-47, 50	A	48	148482-2
	5,11,14,17,43	1-4,6-10,12,13,15,16,18-42,44-50	C	50	
	5,11,14,17,43	1-4,6-10,12,13,15,16,18-42,44-50	B	50	148482-1
	17,43,45,47	1-16,18-42,44,46,48-50	C	50	
	17,43,45,47	1-16,18-42,44,46,48-50	B	50	148482-1
	17,43,45,47	1-16,18-42,44,46,48-50	A	50	
	POSITIONS LOADED WITH 5.69[.224] CONTACTS	POSITIONS LOADED WITH 4.16[.194]/4.93[.194] CONTACTS	ROWS	NO OF LOADED POSN	PART NUMBER

THIS DRAWING IS A CONTROLLED DOCUMENT.

DIMENSIONS: mm [INCHES]	TOLERANCES UNLESS OTHERWISE SPECIFIED:	DIN L. BRINER 4/3/98	APPROVED: C. RICHARD 4/3/98
0 PLC ± -	1 PLC ± -	NAME: RICHARD	PRODUCT SPEC: -
2 PLC ± 0.13[.005]	3 PLC ± -	APPLICATION SPEC: -	SIZE: A1
4 PLC ± -	ANGLES ± -	WEIGHT: 0.000000	CAGE CODE: 100779
MATERIAL:	FINISH:	DRAWING NO: 148482	REVISION: E

TE Connectivity

PIN ASSEMBLY, EUROCARD, TYPE R WITH MFBL CONTACTS

CUSTOMER DRAWING SCALE 5:1 SHEET 1 of 1 REV E