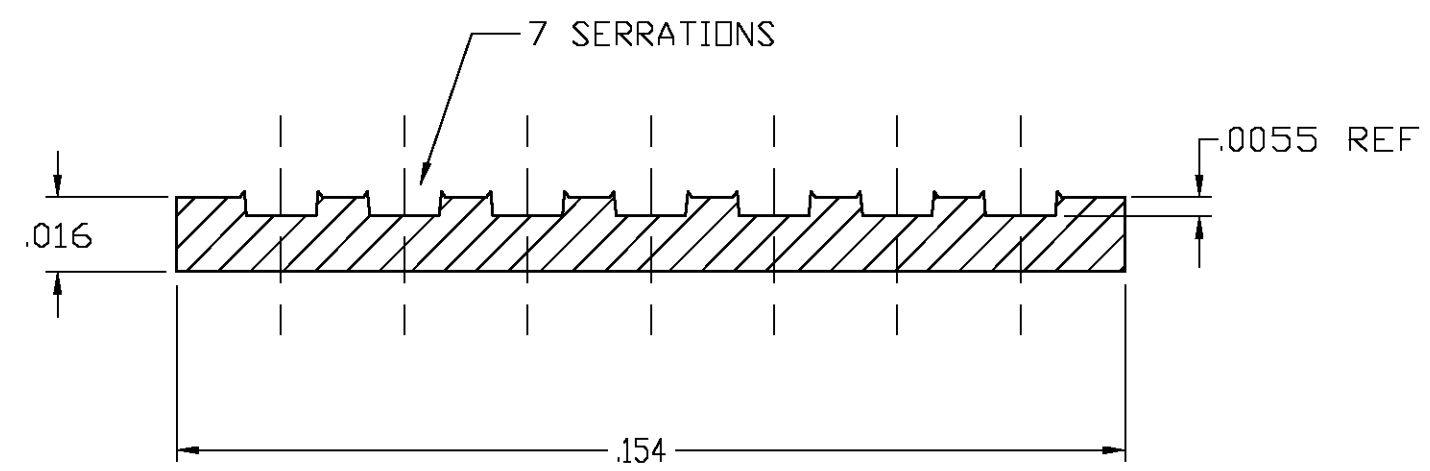
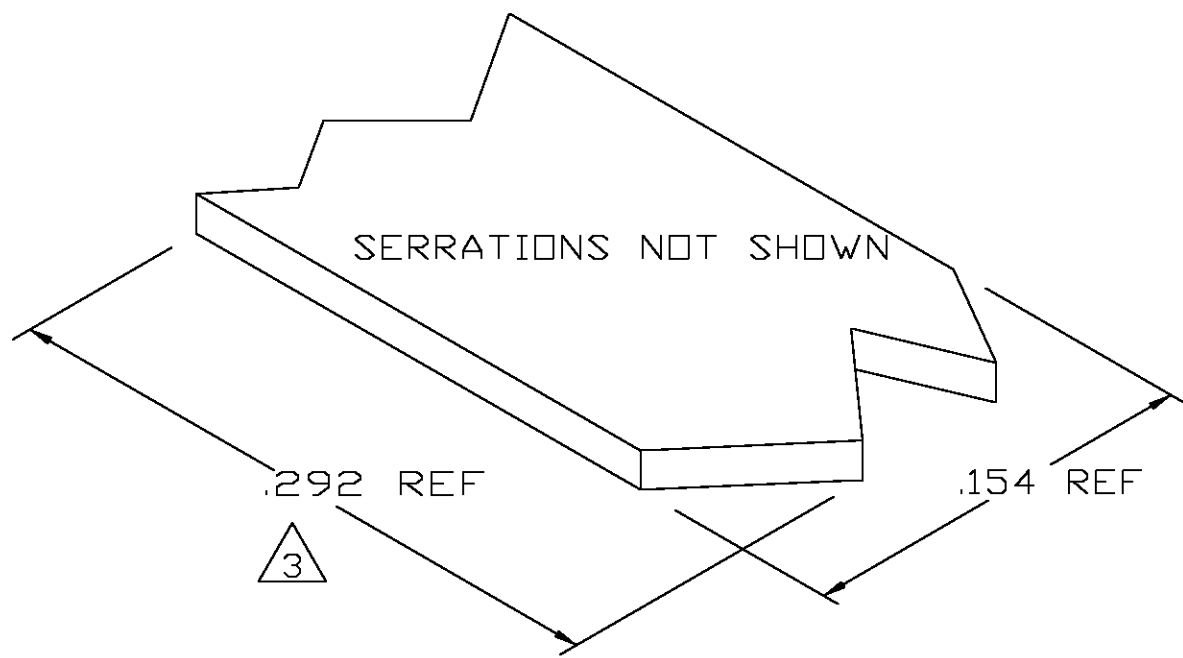


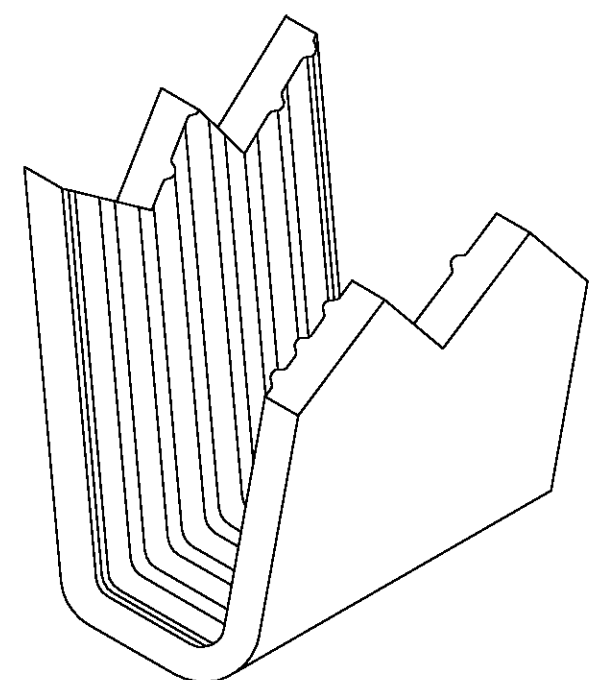
THIS DRAWING IS UNPUBLISHED. RELEASED FOR PUBLICATION
 © COPYRIGHT BY TYCO ELECTRONICS CORPORATION. ALL RIGHTS RESERVED.

| LOC | DIST | REVISIONS | | | | |
|-----|------|-------------|---------------------------|---------|-------|--|
| P | LTR | DESCRIPTION | DATE | DWN | APVD | |
| AF | 50 | 0 | TRANSFERED TO TYCO FORMAT | 31MAR03 | MF EH | |

- 1 CRIMPBAND MATERIAL PROVIDED IN CONTINUOUS STRIP.
- 2 REFERENCE DESCRIPTIVE PART NUMBER L0616R16TB.
- 3 BLANK LENGTH DETERMINED BY 061 TOOLSET.



TYP. CROSS SECTION



PARTIAL FORMED VIEW (REF)
FORMED BY APPLICATION TOOLING

1601606-1
PART NUMBER

| | | | | |
|--|--|--------------------------------------|---|-----------------|
| THIS DRAWING IS A CONTROLLED DOCUMENT. | | DWN MICHAEL S. FEHER 31MAR2003 | Tyco Electronics Corporation Harrisburg, PA 17105-3608 | |
| DIMENSIONS: INCHES | | CHK EDWARD HOWARD 31MAR2003 | NAME - | |
| TOLERANCES UNLESS OTHERWISE SPECIFIED: | | APVD EDWARD HOWARD 31MAR2003 | PRODUCT SPEC - | |
| 0 PLC ± - | | APPLICATION SPEC - | | |
| 1 PLC ± - | | SIZE A3 | | |
| 2 PLC ± - | | CAGE CODE 00779 | | |
| 3 PLC ± .005 | | DRAWING NO 1601606 | | |
| 4 PLC ± - | | RESTRICTED TO - | | |
| ANGLES ± - | | WEIGHT - | | |
| MATERIAL UNS C26000 BRASS | | FINISH TIN | | |
| | | CUSTOMER DRAWING | | |
| | | SCALE 1:1 | | SHEET 1 OF 1 |
| | | | | REV 0 |