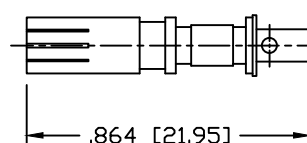
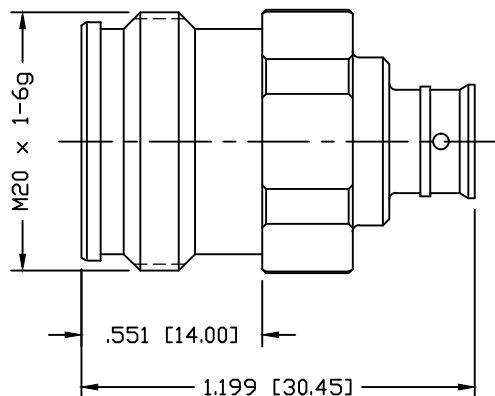


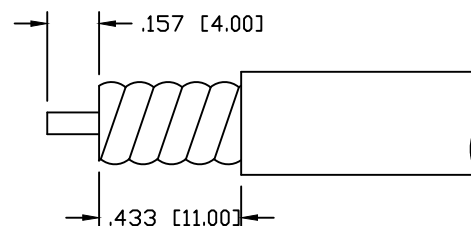
PART NO.

RFD-43F-HPL

REV	DESCRIPTION	DWN	DATE	APPROVED
-	ENGINEERING RELEASE	CZS	04/11/17	JDMc



SOLDER CONTACT



RECOMMENDED STRIPPING DIMENSIONS

SPECIFICATIONS:

IMPEDANCE: 50 OHMS
 FREQUENCY RANGE: DC-3GHz
 VSWR MAX: <1.15:1 @ DC-3 GHz
 3rd ORDER IM: ≤ -160 dBc
 INSULATION RESISTANCE: 10000M Ω
 OPERATING TEMPERATURE: -40°C TO +155°C
 SPP-250-LLPP, SPO-250 & TFT-401

5	SPACER	1	PTFE	----
4	GROUND RING	1	BeCu	WHITE BRONZE
3	INSULATOR	1	PTFE	----
2	CONTACT	1	BeCu	SILVER
1	BODY	1	BRASS	WHITE BRONZE
#	DESCRIPTION	QTY	MATERIAL	FINISH

CUSTOMER
OUTLINE DRAWINGALL DIMENSIONS
ARE REFERENCE ONLYUNLESS OTHERWISE SPECIFIED:
DIMENSIONS ARE IN INCHES
AND [MILLIMETERS]

DRAWN	C. ZUNIGA	04/11/17
CHECKED		
ORJ DRAWN	C. ZUNIGA	04/11/17

**RoHS
COMPLIANT**

PROPRIETARY AND CONFIDENTIAL
 THIS DRAWING CONTAINS
 INFORMATION PROPRIETARY TO
 RF INDUSTRIES. ANY
 UNAUTHORIZED USE OF THIS
 DRAWING IS EXPRESSLY
 PROHIBITED WITHOUT WRITTEN
 PERMISSION FROM RF
 INDUSTRIES. ANY VIOLATION IS
 PUNISHABLE UNDER U.S.
 COPYRIGHT LAWS.

RFconnectors

7610 MIRAMAR RD.
 SAN DIEGO, CA 92126
 (858) 549-6340
 (858) 549-6345 FAX

4.3/10 FEMALE

SOLDER FOR 1/4" CABLE

SIZE	CABLE GROUP	DWG NO.	REV
A	HPL	RFD-43F-HPL	—
SCALE:	ENGINEERING ID:	000000	SHEET 1 OF 1
NTS			