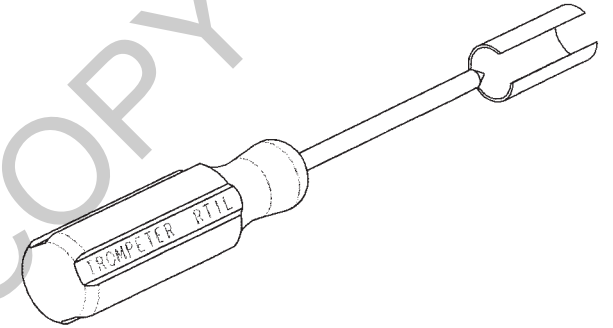


DASH NUMBER	MODEL NUMBER	USAGE	L DIMENSION	A DIMENSION	B DIMENSION
-1	RTIL	BNC/TNC	12.000	.625	3.750
-2	RTIS		6.000		
-3	RT3L	N	12.000	.875	
-4	RT3S		6.000		
-5	RT5L	C	13.250	.875	
-6	RT5S		7.250		
-7	RT1SS	BNC/TNC	3.750	.625	2.032
-8	RT3SS	N	3.750	.875	
-9	RT5SS	C	4.950	.875	
-10	RT1XL	BNC/TNC	22.000	.625	3.750
-11	RT3XL	N	22.000	.875	
-12	RT5XL	C	23.250		
-13	RT6L	450 SERIES	12.000	.531	
-14	RT6S		6.000		
-15	RT4L	TPS	12.000	.531	
-16	RT4S		6.000		
-17	RT4XL		22.000		


DATA CONTAINED IN THIS DOCUMENT IS PROPRIETARY TO TROMPETER ELECTRONICS INC. AND SHALL NOT BE DISCLOSED, COPIED OR USED FOR PROCUREMENT OR MANUFACTURE WITHOUT EXPRESS WRITTEN PERMISSION.

REVISIONS			
REV	DESCRIPTIONS	DATE	APPROVED
U	REVISED PER ECO 16592	6-5-08	MMX



SCALE 1/2

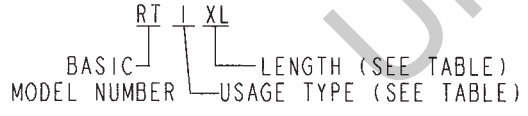
RED INDICATES ORIGINAL



5. SEE DRAWING NUMBER 010-0186 FOR INSULATED SHAFT REMOVAL TOOLS

4 MARKING MAY BE AS SHOWN OR INVERTED

3. EXAMPLE OF COMPLETE MODEL NUMBER:



2. COLLET AND SHAFT CRES STEEL

1. HANDLE TRANSLUCENT AMBER CELLULOSE ACETATE

NOTES: UNLESS OTHERWISE SPECIFIED.

INTERPRET DRAWING PER MIL-STD-100. DIMENSIONS ARE IN INCHES AND INCLUDE FINISH THICKNESS UNLESS OTHERWISE SPECIFIED.		TOL: UNLESS SPECIFIED. .XX ± .02 .XXX ± .010 ANGLE ± 1°		 a cinch connectivity solutions brand		
DRN N JOHNSON	3-18-08	MATERIAL:	TITLE: REMOVAL TOOL			
CHK JL	5-8-08	FINISH:	SIZE A	CAGE CODE 14949	DRAWING NO. 010-0006	REV. U
MANUF		APPROVED Zm 6/4/08	SCALE 1/1	DATE 1-24-90	SHEET IC	
NEXT ASSY	PROVE FILE NO. 010-0006	DO NOT SCALE DWG				