
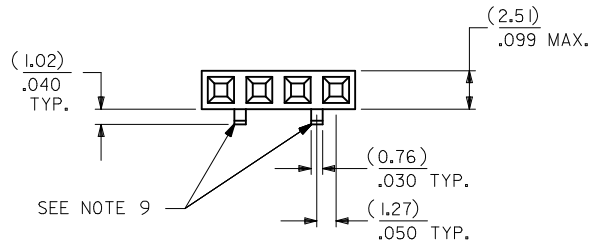
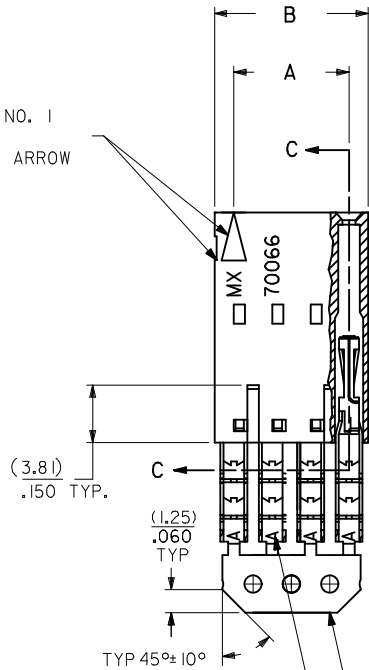


# OPTION D

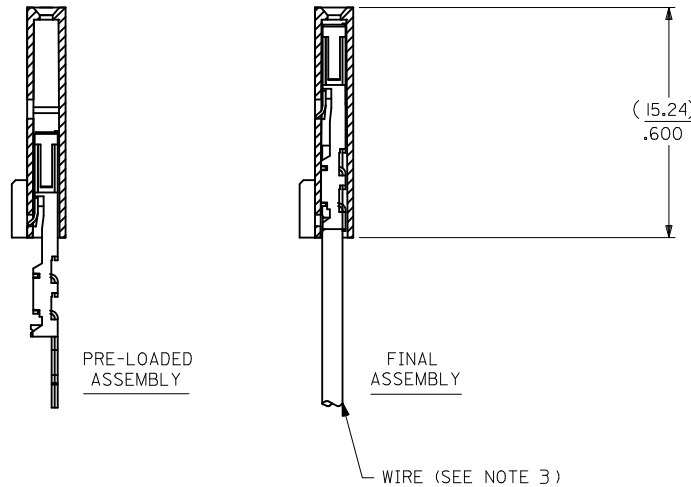
- NOTES:  
 1. MATERIAL:  
 HOUSING: POLYESTER(PBT), GLASS FILLED, UL94 V-0;  
 COLOR: BLACK  
 TERMINAL: PHOSPHOR BRONZE  
 2. FINISH:  
 15 GOLD: 0.38 MICROMETERS/15 MICROINCHES MINIMUM GOLD IN  
 191 MICROMETERS/75 MICROINCHES MINIMUM TIN  
 OVER NICKEL UNDERPLATE OVERALL  
 3. TO BE USED WITH 24 AWG STRANDED WIRE WITH (1.35)/.053  
 DIAMETER MAXIMUM INSULATION  
 4. SEE TABLE FOR AVAILABLE CIRCUIT SIZES  
 5. STANDARD PACKAGING PER PK-70873-0001. OPTIONAL PACKAGING  
 MAY BE AVAILABLE, REQUEST DRAWING PK-70400  
 6. PARTS STACKABLE END TO END ON (2.54)/.100 CENTERS  
 7. PRODUCT SPECIFICATION: PS-70400  
 8. SEE DRAWING SDA-70400-\*\*\*\* (SHEET 3) FOR OPTIONAL  
 HOUSING DETAILS  
 9. 4 CIRCUIT SHOWN. 3-25 CIRCUITS HAVE 2 RIBS  
 10. TO MATE WITH MOLEX PART NUMBERS: 70004-\*\*\*\* & 70013-\*\*\*\*  
 11. 2 CIRCUIT ASSEMBLIES SUPPLIED AS GROUPED PAIRS



CIRCUIT NO. 1  
 SLOT OR ARROW



## SECTION C-C



CKT. SIZE	A	B	EDP. NO.
2	( 2.54 ) .100	( 5.05 ) .199	14-56-3024
3	( 5.08 ) .200	( 7.59 ) .299	14-56-3034
4	( 7.62 ) .300	( 10.13 ) .399	14-56-3044
5	( 10.16 ) .400	( 12.67 ) .499	14-56-3054
6	( 12.70 ) .500	( 15.21 ) .599	14-56-3064
7	( 15.24 ) .600	( 17.75 ) .699	14-56-3074
8	( 17.78 ) .700	( 20.29 ) .799	14-56-3084
9	( 20.32 ) .800	( 22.83 ) .899	14-56-3094
10	( 22.86 ) .900	( 25.37 ) .999	14-56-3104
11	( 25.4 ) 1.000	( 27.91 ) 1.099	14-56-3114
12	( 27.94 ) 1.100	( 30.45 ) 1.199	14-56-3124
13	( 30.48 ) 1.200	( 32.99 ) 1.299	14-56-3134
14	( 33.02 ) 1.300	( 35.53 ) 1.399	14-56-3144
15	( 35.56 ) 1.400	( 38.07 ) 1.499	14-56-3154
16	( 38.1 ) 1.500	( 40.61 ) 1.599	14-56-3164
17	( 40.64 ) 1.600	( 43.15 ) 1.699	14-56-3174
18	( 43.18 ) 1.700	( 45.69 ) 1.799	14-56-3184
19	( 45.72 ) 1.800	( 48.23 ) 1.899	14-56-3194
20	( 48.26 ) 1.900	( 50.77 ) 1.999	14-56-3204
21	( 50.8 ) 2.000	( 53.31 ) 2.099	14-56-3214
22	( 53.34 ) 2.100	( 55.85 ) 2.199	14-56-3224
23	( 55.88 ) 2.200	( 58.39 ) 2.299	14-56-3234
24	( 58.42 ) 2.300	( 60.93 ) 2.399	14-56-3244
25	( 60.96 ) 2.400	( 63.47 ) 2.499	14-56-3254

I.D. SLOT CODE TO WIRE GAUGE CHART	
I.D. SLOT CODE	WIRE GAUGE
A	24 AWG.

PLATING CODE (STRIPE ON CARRIER STRIP)	
PLATING	COLOR
15 GOLD	YELLOW

REMOVE ENG NO. EC NO: UCP2011-1110 DRWINMSI BARRA 2010/10/19 CHKD:JORGAN 2010/10/19 APPR:SMILLER 2010/11/24	QUALITY SYMBOLS ∇=0 ∇=0 ∇=0	GENERAL TOLERANCES (UNLESS SPECIFIED) mm INCH 4 PLACES ± --- ± --- 3 PLACES ± --- ± .010 2 PLACES ± 0.25 ± .014 1 PLACE ± 0.35 ± --- ANGULAR ±1/2°	DIMENSION STYLE MM/IN DRAWN BY DATE MSIBARRA 2010/10/19 CHECKED BY DATE WAZ 1984/10/09 APPROVED BY DATE SMILLER 2010/11/24	SCALE DESIGN UNITS INCH THIRD ANGLE PROJECTION	TITLE ASSEMBLY, SL CONNECTOR SINGLE ROW 2.54/.100 GRID
		DRAFT WHERE APPLICABLE MUST REMAIN WITHIN DIMENSIONS	MATERIAL NO. SEE TABLE	DOCUMENT NO. SDA-70400-0596-0619	SHEET NO. 1 OF 1