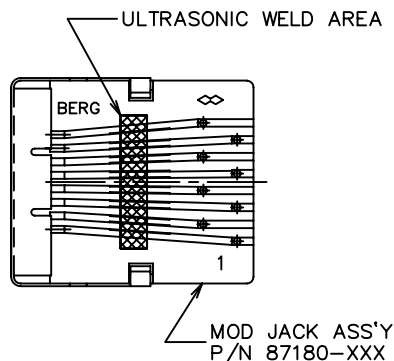
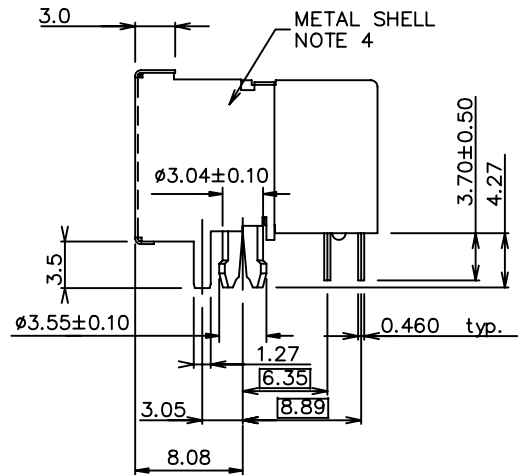
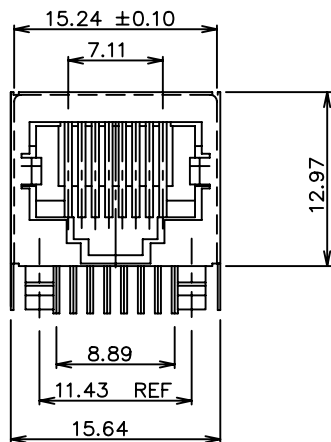


P. C. B. HOLE PATTERN VIEWED FROM TOP.

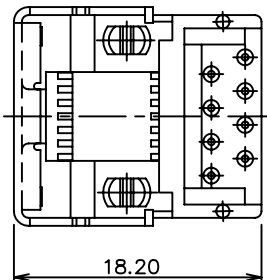



NOTES:

1. RECOMMENDED P.C.B THICKNESS 1.60 MM
2. HOUSING MAT'L: NYLON 66, 25% GLASS REINFORCED, UL94V-0, COLOR: BLACK
3. CONTACTS: PHOS BRONZE ALLOY UNS-C51000, Ø0.460 DIA, ROUND WIRE, PLATING: SEE TABLE.
4. METAL SHELL MATERIAL: COPPER ALLOY, 0.20MM THICK. FOR -XXX: FINISH: TIN-LEAD, 100 u" THICK MIN. FOR -XXXLF: FINISH: PURE BRIGHT TIN 80u THICK MIN.
5. PACKAGING PER GES-14-361, USING TUBE.
6. IF LF P/N THE PRODUCT MEETS EUROPEAN UNION DIRECTIVES AND OTHER COUNTRY REGULATIONS AS DESCRIBED IN GS-22-008.
7. THE HOUSING WILL WITHSTAND EXPOSURE TO 260°C PEAK TEMPERATURE FOR 10 SECONDS IN A WAVE SOLDER APPLICATION WITH A 1.60mm MINIMUM THICK CIRCUIT BOARD.
8. IF LF P/N PACKAGING MEETS GS-14-920 SPECIFICATION.



PRODUCT NO.	NO. OF POSITION	LOADED POSITION	CONTACTS PLATING
91125-002/-002LF	8	1,2,3,6	30u" GXT
91125-004/-004LF	8	ALL POS.	2u" GOLD



mat'l. code		surface	tolerance	projection	product family
		✓			MOD JACK
ltr	ecn no	dr	date	tolerances unless otherwise specified	title
C	T70163	C L	04/30/97	.0 ± 0.25	MODIFIED LOW PROFILE PCB III 8-POS SHIELDED MOD JACK, WITHOUT PANEL STOP
D	T80306	C L	07/15/98	angles linear .00 ± 0.13	
E	T80321	CHRY L	07/23/98	± 2' .000 ± 0.05	
F	T03-0443	WL	10/06/03	dr C L FENG 02/22/95	
G	N05-0019	YS	01/27/05	engr TONY CHIEN 02/22/95	dwg no
				chr TONY CHIEN 02/22/95	sheet 1 of 1
				appd JENN TSAO 02/22/95	size
					91125
					type
					CUSTOMER Drawing
sheet	revision	G			
index	sheet	1			