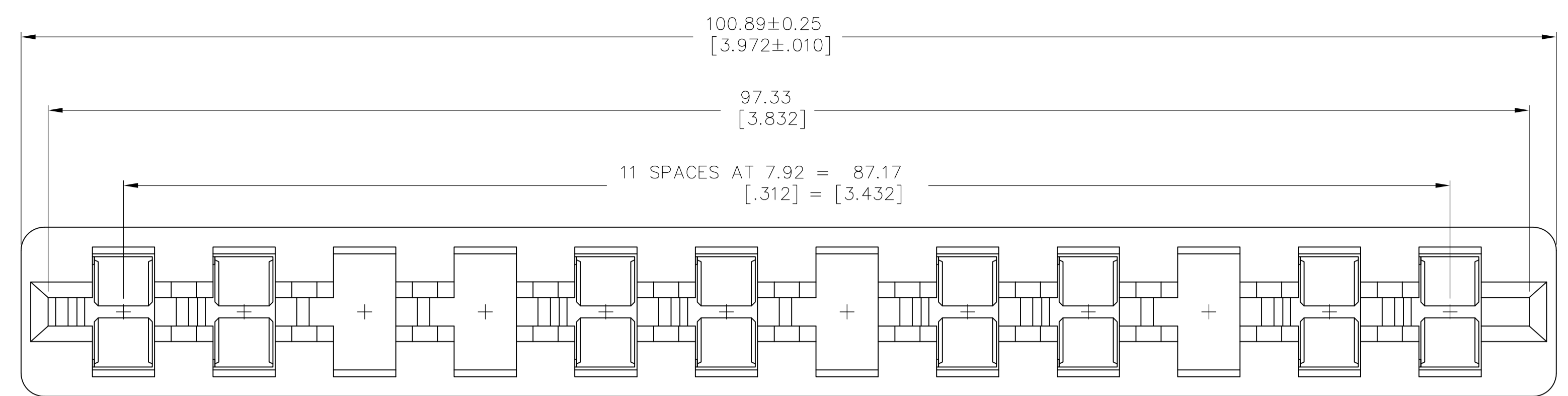
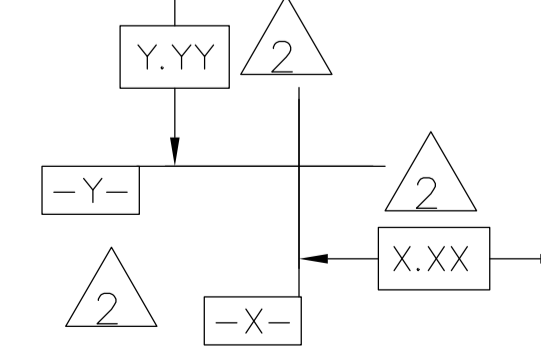
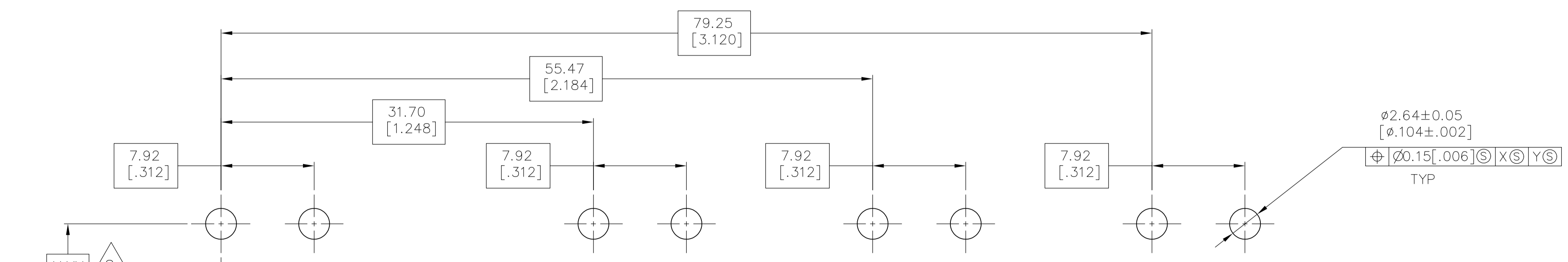
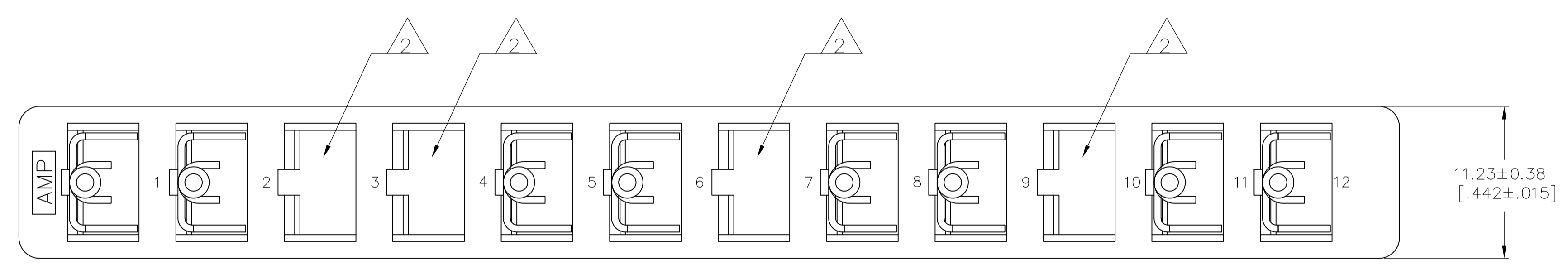
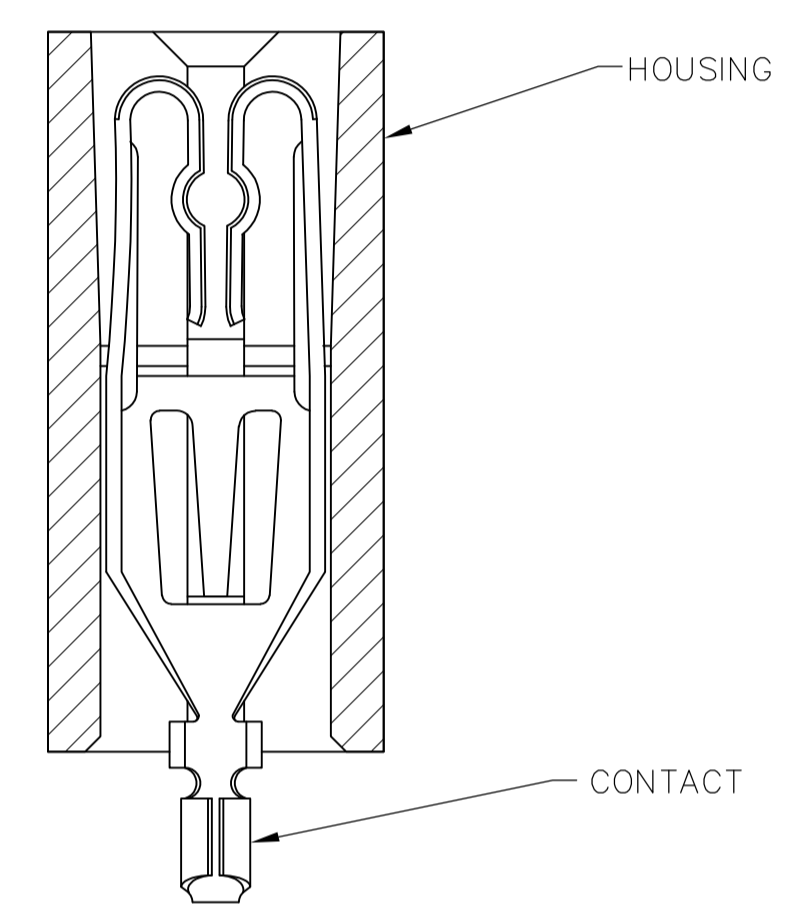
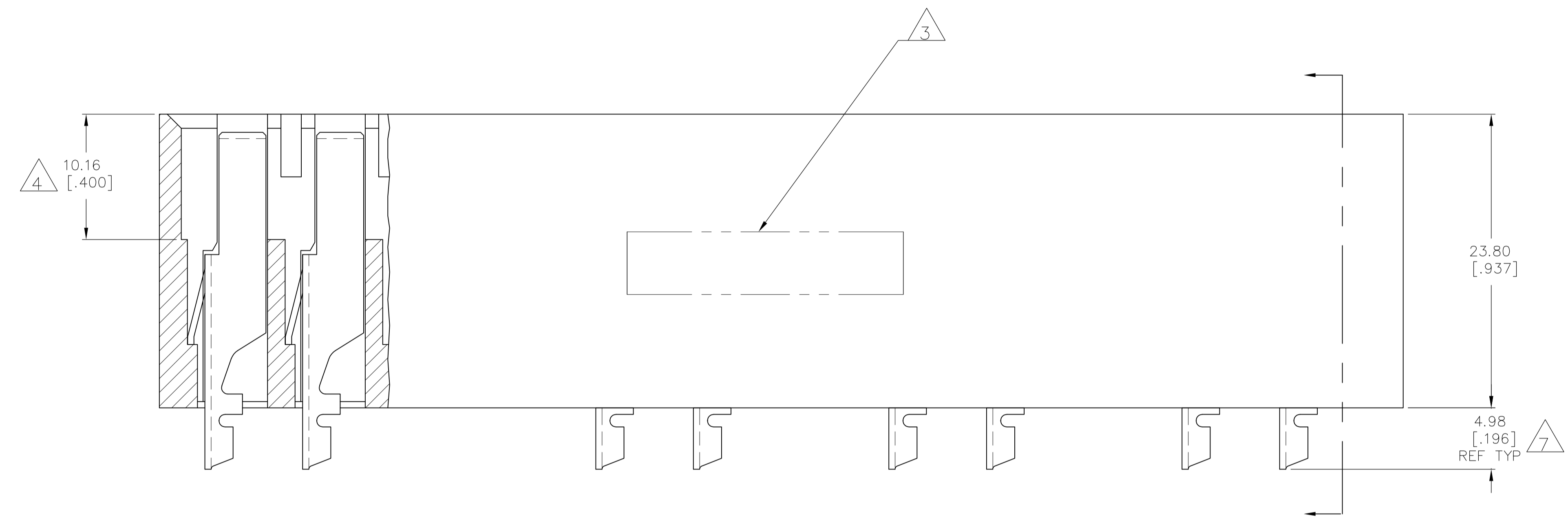


REVISIONS					
P	LTR	DESCRIPTION	DATE	DWN	APVD
B2		REVISED PER ECO-16-006308	08AUG2016	NK	MM



- 1 INSERT A 1.57[.062] THICK DUMMY PC BOARD INTO CARD SLOT DURING SOLDERING PROCESS.
- 2 DATUMS AND DIMENSIONS ARE ESTABLISHED BY CUSTOMER.
- 3 PART NUMBER AND DATE CODE(OPTIONAL), LOCATED APPROXIMATELY AS SHOWN.
- 4 .400 DIMENSION REFERENCES CARD SLOT DEPTH.
- 5 HOUSING—GLASS FILLED POLYESTER, WHITE. CONTACTS—ALLOY CDA-194.
- 6 CONTACTS—3.81µm[.000150] MIN TIN-LEAD OVER 0.76µm[.000030] MIN NICKEL.
- 7 PIN LENGTH RECOMMENDED FOR USE WITH 3.18±0.51[.125±.020] THICK PRINTED CIRCUIT BOARD.
- 8 CONTACTS—3.81µm[.000150] MIN MATTE TIN OVER 0.76µm[.000030] MIN NICKEL.
- 9 OBSOLETE PARTS: OBSOLETE CIS STREAMLINING PER D.RENAUD/D.SINISI



P.C BOARD LAYOUT

8 9 OBSOLETE -5-145340-1
145340-1
PART NO.

THIS DRAWING IS A CONTROLLED DOCUMENT.		DWN: M.MORRIS 25SEPT98	TE Connectivity
DIMENSIONS: mm [INCHES]		CHK: C.REIFSNYDER 25SEPT98	
TOLERANCES UNLESS OTHERWISE SPECIFIED:		AP'D: C.REIFSNYDER 25SEPT98	NAME: CONNECTOR ASSY, 12 POSITION, SELECTIVELY LOADED, HIGH CURRENT
0 PLC ± -	1 PLC ± -	PRODUCT SPEC: 108-9045	RESTRICTED TO: -
2 PLC ± 0.13[.005]	3 PLC ± -	APPLICATION SPEC: 114-9005	SIZE: A1
4 PLC ± -	ANGLES ± -	WEIGHT: -	CAGE CODE: 00779
MATERIAL: 5	FINISH: 6	DRAWING NO: 145340	SCALE: 4:1
CUSTOMER DRAWING		SHEET 1 OF 1	REV B2