



**ANATECH ELECTRONICS INC**  
RF & Microwave Filters & Products

## 462 MHz CDMA 450 C-Band RF-Tx Saw Filter

**Part Number: AM462S150**

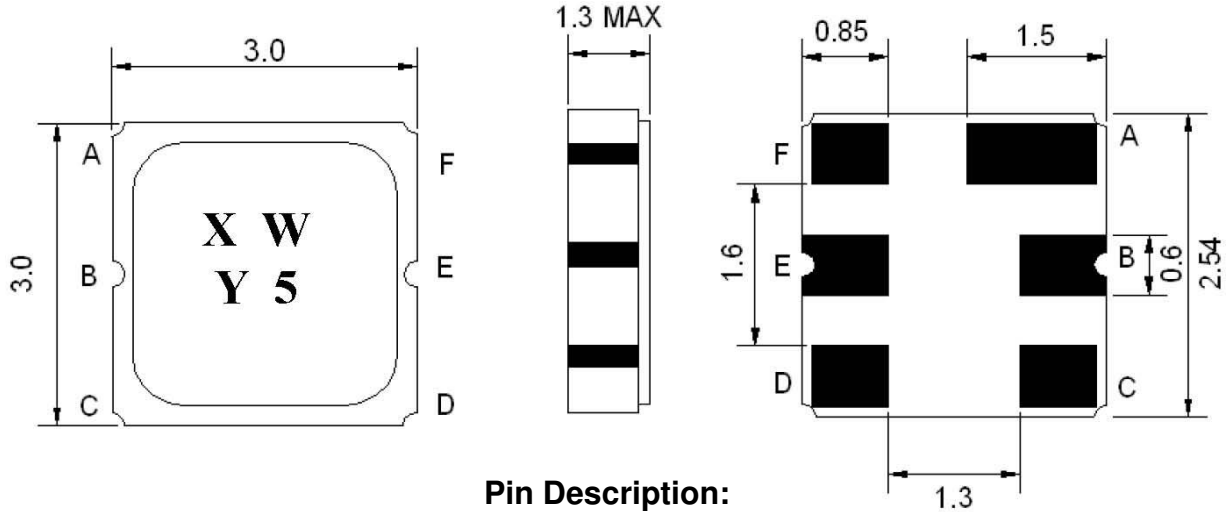


Parameters Description	Unit	Minimum	Typical	Maximum
Center Frequency (Fo)	MHz	-	462.4	-
Insertion Loss in 460.0 ~ 464.8 MHz	dB	-	2.0	3.5
VSWR in 460.0 ~ 464.8 MHz	-	-	1.6	2.0
<b>Attenuation:</b>				
0.3 ~ 450.0 MHz	dB	40	50	-
450.0 ~ 454.8 MHz	dB	40	45	-
483.0 ~ 505.0 MHz	dB	35	45	-
505.0 ~ 1000.0 MHz	dB	40	45	-
1000.0 ~ 2000.0 MHz	dB	25	35	-

Parameters Description	Unit	Minimum	Typical	Maximum
Operation Temperature Range	°C	-30	-	+80
Storage Temperature Range	°C	-40	-	+85
Maximum DC Voltage	V	-	-	0
Maximum Input Power	dBm	-	-	28
Source Impedance (Single Ended) <sub>1</sub>	Ω	-	50	-
Load Impedance (Single Ended) <sub>1</sub>	Ω	-	50	-
Package Size and Type	3.0 x 3.0 x 1.3 mm		M	



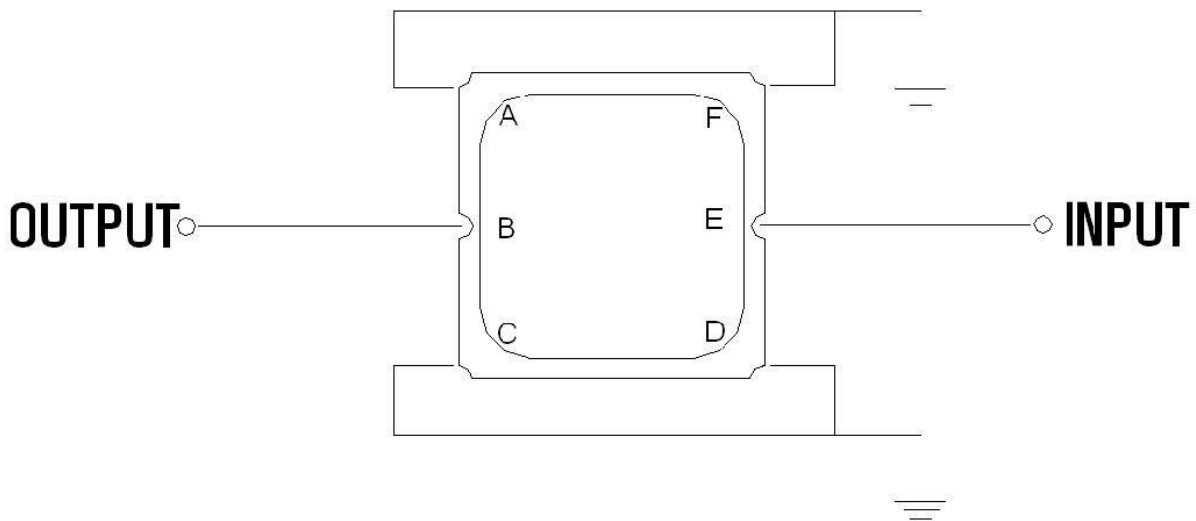
**Outline Drawing:**



**Pin Description:**

- Ground – A C D F
- Input – E
- Output – B

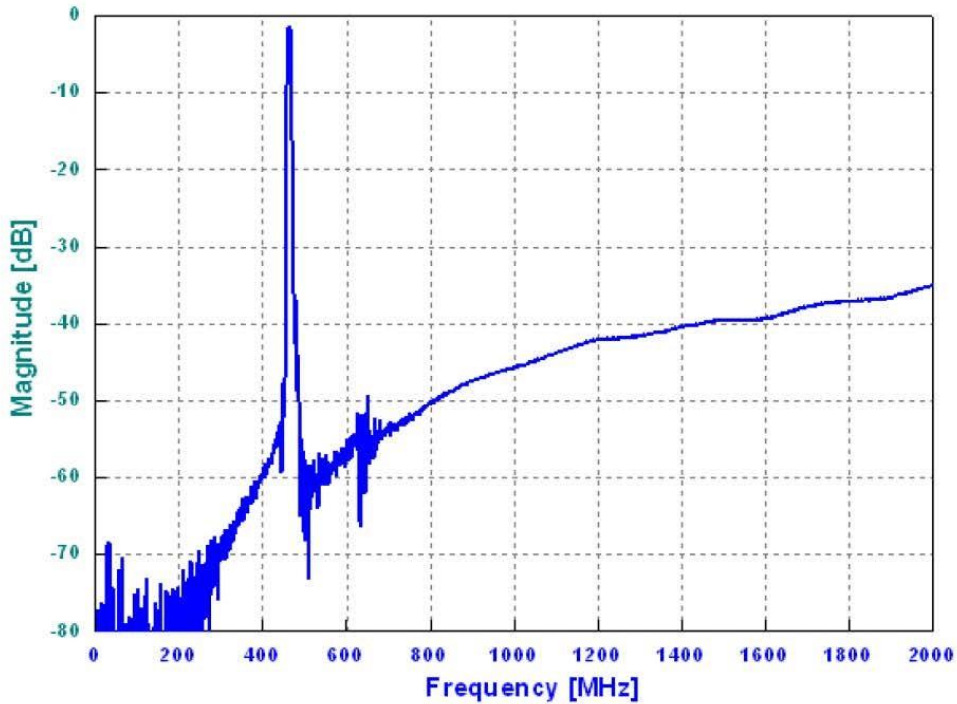
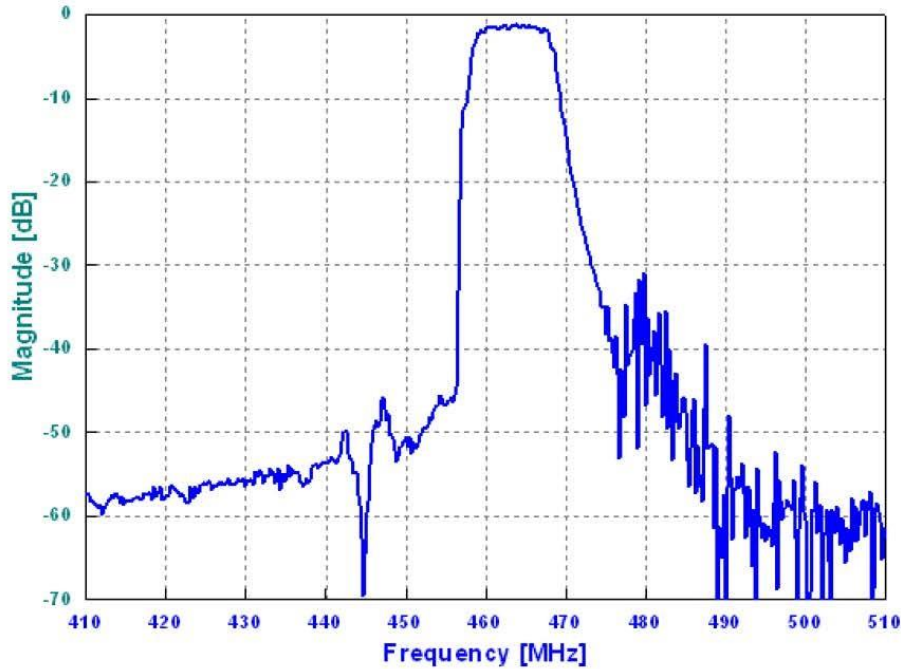
**Testing Environment:**



Source/Load Impedance: 50 Ω

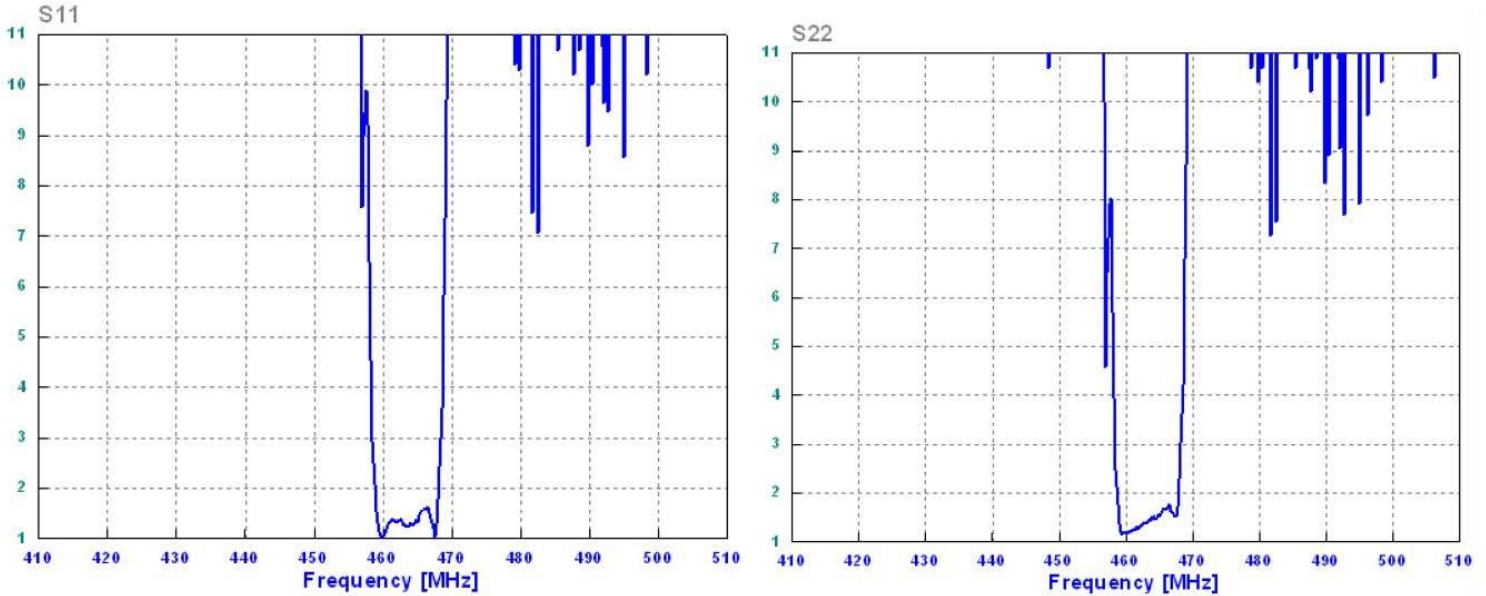


### Response Plot:





**VSWR**



**Smith Chart**

