

Data sheet | Item number: 788-306

Relay module; Nominal input voltage: 60 VDC; 1 changeover contact;
Limiting continuous current: 16 A; Red status indicator; Module width: 15
mm; 2,50 mm²; gray

www.wago.com/788-306





Color:


Subject to changes. Please also observe the further product documentation!

WAGO GmbH & Co. KG
Hansastr. 27
32423 Minden
Phone: +49571 887-0 | Fax: +49571 887-169
Email: info.de@wago.com | Web: www.wago.com

Do you have any questions about our products?
We are always happy to take your call at +49 (571) 887-44222.



Subject to changes. Please also observe the further product documentation!



Data

Notes

Safety information

A separator plate (e.g., 209-191) must be used for voltages greater than 250 V between adjacent relay modules and for compliance with the reinforced insulation requirements.

Note

- Reinforced insulation between coil and contacts
- To protect the relay coils and contacts, inductive loads must be dampened with an effective protection circuit.

Subject to changes. Please also observe the further product documentation!

WAGO GmbH & Co. KG
Hansastr. 27
32423 Minden
Phone: +49571 887-0 | Fax: +49571 887-169
Email: info.de@wago.com | Web: www.wago.com

Do you have any questions about our products?
We are always happy to take your call at +49 (571) 887-44222.

Technical data

Control Circuit

Nominal input voltage U_N	DC 60 V
Input voltage range	$\pm 10\%$
Nominal input current at U_N	8 mA

Load circuit

Number of changeover/switchover contacts	1
Contact material (relay)	AgNi 90/10
Limiting continuous current	16 A
Inrush current (resistive) max.	(AC) 30 A / 4 s
Switching voltage (max.)	AC 250 V
Switching power (resistive) max.	AC 4000 VA; DC (see load limit curve)
Switching capacity	AC-15: 6 A / AC 250 V; DC-13: 2 A / DC 24 V
Recommended minimum load	12 V / 10 mA
Pull-in time (typ.)	8 ms
Drop-out time (typ.)	6 ms
Bounce time (typ.)	6 ms
Electrical life (NO; resistive load; 23 °C)	30×10^3 switching operations
Mechanical life	30×10^6 switching operations
Switching frequency with/without load (max.)	6 min^{-1} / 1200 min^{-1}

Signaling

Status indicator	Red LED
------------------	---------

Safety and protection

Rated voltage	250 V
Rated surge voltage	4 kV
Pollution degree	3
Dielectric strength (control/load circuit) (AC, 1 min)	5 kVrms
Dielectric strength (open contact) (AC, 1 min)	1 kVrms
Safety information	A separator plate (e.g., 209-191) must be used for voltages greater than 250 V between adjacent relay modules and for compliance with the reinforced insulation requirements.

Subject to changes. Please also observe the further product documentation!



Protection type	IP20
-----------------	------

Connection data

Connection technology	Push-in CAGE CLAMP®
Solid conductor	0.34 ... 2.5 mm ² / 22 ... 14 AWG
Fine-stranded conductor	0.34 ... 2.5 mm ² / 22 ... 14 AWG
Strip length	9 ... 10 mm / 0.35 ... 0.39 inches

Physical data

Width	15 mm / 0.591 inches
Height	86 mm / 3.386 inches
Depth from upper-edge of DIN-rail	54 mm / 2.126 inches

Mechanical data

Mounting type	DIN-35 rail
---------------	-------------

Material Data

Color	gray
Fire load	0.667 MJ
Weight	46 g

Environmental requirements

Ambient temperature (operation at U _N)	-40 ... +70 °C
Ambient temperature UL (operation at U _N)	-40 ... +50 °C
Ambient temperature (storage)	-40 ... +70 °C
Processing temperature	-25 ... +50 °C
Temperature range of connection cable	≥ (T _{ambient} + 20 K)

Standards and specifications

Standards/specifications	EN 61010-2-201 EN 61810-1 EN 61373 UL 508 (max. 10 A)
--------------------------	--

Subject to changes. Please also observe the further product documentation!



Basic relay

WAGO Basic Relay	788-162
------------------	---------

Commercial data

Product Group	6 (INTERFACE ELECTRONIC)
eCl@ss 10.0	27-37-16-01
eCl@ss 9.0	27-37-16-01
ETIM 8.0	EC001437
ETIM 7.0	EC001437
Recupel Type	
PU (SPU)	20 (1) pcs
Packaging type	box
Country of origin	DE
GTIN	4045454550363
Customs tariff number	85364900990

Environmental Product Compliance

CAS-No.	7439-92-1 79-94-7 80-05-7
REACH Candidate List Substance	2,2',6,6'-tetrabromo-4,4'-isopropylidenediphenol 4,4'-isopropylidenediphenol Lead
RoHS Compliance Status	Compliant,With Exemption
RoHS Exemption	7(a)
SCIP notification number (Bulgaria)	0013b800-027a-4700-b380-f43c18640c0a
SCIP notification number (Czech Republic)	efb8bfea-c275-4261-8388-b0cd712db3e6

Approvals / Certificates

General approvals

Logo	Approval	Additional Approval Text	Certificate name
	EAC Brjansker Zertifizierungsstelle	TP TC 004/2011	EAC RU C-DE.AM02.B.00122/19
	UL	UL 508	E175199

Subject to changes. Please also observe the further product documentation!

WAGO GmbH & Co. KG
Hansastr. 27
32423 Minden
Phone: +49571 887-0 | Fax: +49571 887-169
Email: info.de@wago.com | Web: www.wago.com

Do you have any questions about our products?
We are always happy to take your call at +49 (571) 887-44222.

Declarations of conformity and manufacturer's declarations

Logo	Approval	Additional Approval Text	Certificate name
	EU-Declaration of Conformity WAGO GmbH & Co. KG	-	-

Optional accessories

Tool

Operating tool	Item no.: 210-720 Operating tool; Blade: 3.5 x 0.5 mm; with a partially insulated shaft; multicoloured	www.wago.com/210-720
----------------	--	--

Basic Relay

Basic relay	Item no.: 788-162 Basic relay; Nominal input voltage: 60 VDC; 1 changeover contact; Limiting continuous current: 16 A; Module width: 13 mm; Module height: 15 mm	www.wago.com/788-162
-------------	--	--

Marking accessories

Marking strip	Item no.: 2009-110 Marking strips; for Smart Printer; on reel; not stretchable; plain; snap-on type; white	www.wago.com/2009-110
Marking device	Item no.: 210-110 Fiber-tip pen	www.wago.com/210-110
Double marker carrier	Item no.: 209-128 Adaptor; gray	www.wago.com/209-128
Protective marker cover	Item no.: 209-184 Protection cover; transparent	www.wago.com/209-184
Marker	Item no.: 2009-115 WMB-Inline; for Smart Printer; 1500 pieces on roll; stretchable 5 - 5.2 mm; plain; snap-on type; white	www.wago.com/2009-115
	Item no.: 209-183 Marker; white	www.wago.com/209-183
	Item no.: 793-501 WMB marking card; as card; not stretchable; plain; snap-on type; white	www.wago.com/793-501

Subject to changes. Please also observe the further product documentation!

**Item no.: 793-502**WMB marking card; as card; MARKED; 1 ... 10 (10x); not stretchable; Horizontal marking; snap-on type; www.wago.com/793-502
white**Item no.: 793-503**WMB marking card; as card; MARKED; 11 ... 20 (10x); not stretchable; Horizontal marking; snap-on type; www.wago.com/793-503
white**Item no.: 793-504**WMB marking card; as card; MARKED; 21 ... 30 (10x); not stretchable; Horizontal marking; snap-on type; www.wago.com/793-504
white**Item no.: 793-505**WMB marking card; as card; MARKED; 31 ... 40 (10x); not stretchable; Horizontal marking; snap-on type; www.wago.com/793-505
white

Group marker carrier

Item no.: 209-145Group marker carrier; white www.wago.com/209-145**Item no.: 249-105**Group marker carrier; gray www.wago.com/249-105**Indicators**

Status indication

Item no.: 788-121Accessories for relay modules; Operation status indicator: red; Nominal operating voltage range: 48 ... www.wago.com/788-121
60 VDC**Ferrule**

Ferrule

Item no.: 216-241Ferrule; Sleeve for 0.5 mm² / 20 AWG; insulated; electro-tin plated; electrolytic copper; gastight www.wago.com/216-241
crimped; acc. to DIN 46228, Part 4/09.90; white**Item no.: 216-242**Ferrule; Sleeve for 0.75 mm² / 18 AWG; insulated; electro-tin plated; electrolytic copper; gastight www.wago.com/216-242
crimped; acc. to DIN 46228, Part 4/09.90; gray**Item no.: 216-243**Ferrule; Sleeve for 1 mm² / AWG 18; insulated; electro-tin plated; electrolytic copper; gastight crimped; www.wago.com/216-243
acc. to DIN 46228, Part 4/09.90; red**Item no.: 216-244**Ferrule; Sleeve for 1.5 mm² / AWG 16; insulated; electro-tin plated; electrolytic copper; gastight www.wago.com/216-244
crimped; acc. to DIN 46228, Part 4/09.90; black**Item no.: 216-542**Twin ferrule; Sleeve for 2 x 1 mm² / AWG 2 x 18; red, insulated; 12 mm long; red www.wago.com/216-542**Jumpers**

Jumper

Item no.: 788-116Jumper; for jumper slot; 6-way; insulated; light gray www.wago.com/788-116**Item no.: 788-117**Jumper; for jumper slot; 8-way; insulated; light gray www.wago.com/788-117

Subject to changes. Please also observe the further product documentation!

WAGO GmbH & Co. KG

Hansastr. 27

32423 Minden

Phone: +49571 887-0 | Fax: +49571 887-169

Email: info.de@wago.com | Web: www.wago.com

Do you have any questions about our products?

We are always happy to take your call at +49 (571) 887-44222.

**Item no.: 788-114**

Jumper; for jumper slot; 3-way; insulated; light gray

www.wago.com/788-114**Item no.: 788-113**

Jumper; for jumper slot; 2-way; insulated; light gray

www.wago.com/788-113**Item no.: 788-115**

Jumper; for jumper slot; 4-way; insulated; light gray

www.wago.com/788-115**Item no.: 859-402**

Jumper; for jumper slot; 2-way; insulated; light gray

www.wago.com/859-402**Item no.: 788-118**

Jumper; for jumper slot; 2-way; from 1 to 3; insulated; light gray

www.wago.com/788-118**Downloads****Documentation****Bid Text**

788-306 X81 - Datei	2019 年2月19 日	xml 4.7 kB	Download
------------------------	--------------	---------------	----------

788-306 docx - Datei	2019 年1月25 日	docx 16.7 kB	Download
-------------------------	--------------	-----------------	----------

Instruction Leaflet

Sockets with Elementary Relay/ SSR	V 1.0.1 2020 年10月9 日	pdf 2.3 MB	Download
------------------------------------	-------------------------	---------------	----------

Additional Information

Disposal and Recycling Electrical and electronic equipment, Batteries, Packaging	V 1.1.0 2022 年8月18 日	pdf 2.2 MB	Download
---	-------------------------	---------------	----------

CAD/CAE-Data**CAE data**

EPLAN Data Portal 788-306	URL	Download
---------------------------	-----	----------

WSCAD Universe 788-306	URL	Download
------------------------	-----	----------

ZUKEN Portal 788-306	URL	Download
----------------------	-----	----------

Subject to changes. Please also observe the further product documentation!



CAD data

2D/3D Models 788-306

[URL](#)

[Download](#)

Environmental Product Compliance

Compliance Search

Environmental Product Compliance 788-306


[URL](#)

[Download](#)

Relay module; Nominal input voltage: 60 VDC; 1 changeover contact; Limiting continuous current: 16 A; Red status indicator; Module width: 15 mm; 2,50 mm²; gray

Installation Notes

Conductor termination



Conductor termination

Commoning



Easy commoning using adjacent jumpers

Marking

Subject to changes. Please also observe the further product documentation!

WAGO GmbH & Co. KG

Hansastr. 27

32423 Minden

Phone: +49571 887-0 | Fax: +49571 887-169

Email: info.de@wago.com | Web: www.wago.com

Do you have any questions about our products?

We are always happy to take your call at +49 (571) 887-44222.



Marking using WMB Multi markers and group marker carriers.

Subject to changes. Please also observe the further product documentation!