

LOW-PROFILE CABLE

NOTES:

1. ORDERING INFORMATION:

10-UNIVERSAL PULLTAB (BOTTOM) 14XX-P XX-00-X.XX
 11-UNIVERSAL PULLTAB (TOP)

LENGTH OPTIONS "L" (in meters)
 30 AWG up to 5 meters
 26 AWG for 4 to 7 meters

PASSIVE UNEQUALIZED

CODE	CABLE CONFIGURATION
11	30AWG LOW-PROFILE HALOGEN FREE JACKET
17	30AWG LOW-PROFILE PVC JACKET COLOR BLACK
30	26AWG LOW-PROFILE PVC JACKET COLOR BLACK

2. MATERIALS:

- ① - SFP+ SHELL KIT, 2 PCS
- ② - HEAT SHRINKABLE TUBE BLACK (OPTIONAL), 2 PCS
- ③ - LILONG LABEL=CLEAR/WHITE BACKGROUND WITH BLACK TEXT, TEXT H=2.00MM, ARIAL, L*W=40*30MM, "YYWW" IS DATE CODE, e.g YEAR=2007, WEEK=26, YYWW=0726

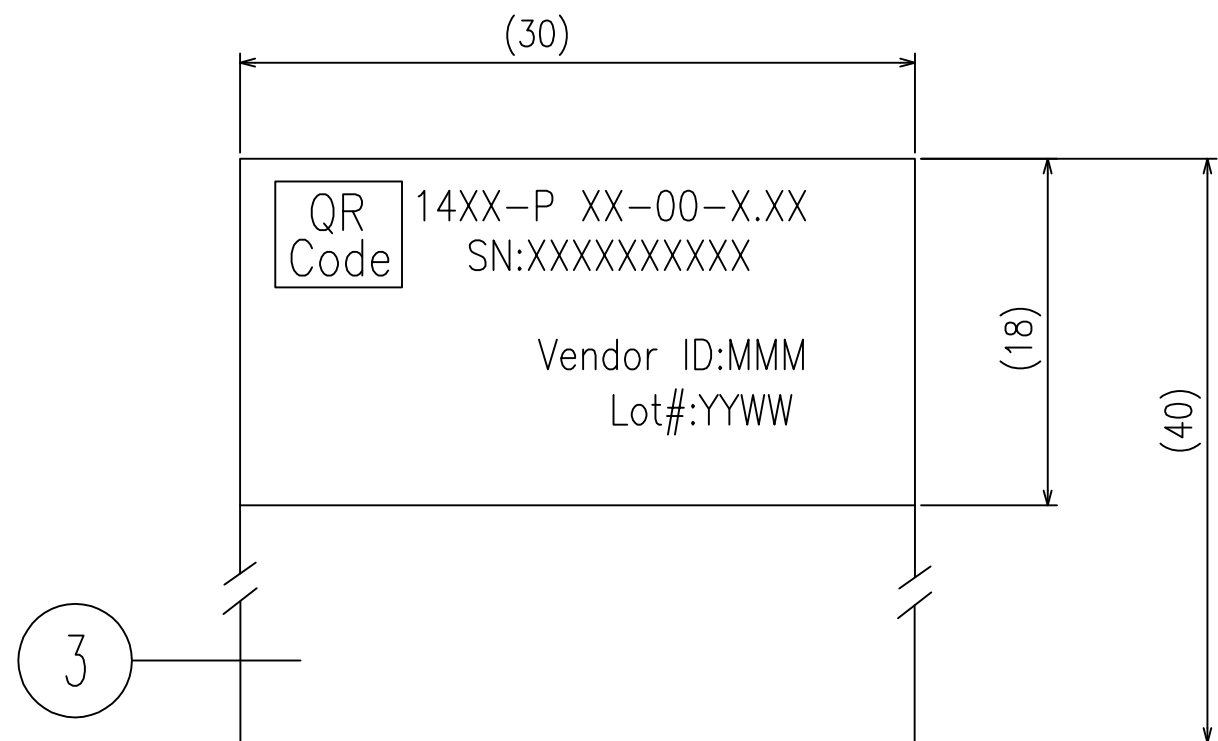
- 3. JACKET TYPES: HALOGEN FREE / PVC, COLOR: BLACK
- 4. THIS CABLE ASSEMBLY IS RoHS COMPLIANT
- 5. BULK CABLE MEETS UL TEMP. RANGE -20°C TO +80°C
- 6. BULK CABLE IMPEDANCE: 100±5 OHMS (DIFFERENTIAL)
- 7. DESIGN TO SFP+ STANDARD SFF-8431

8. UNLESS OTHERWISE NOTED, REFERENCES TO INDUSTRY SPECIFICATIONS ARE INTENDED TO INDICATE SUBSTANTIAL COMPLIANCE TO THE MATERIAL ELEMENTS OF THE SPECIFICATION. SUCH REFERENCES SHOULD NOT BE CONSTRUED AS A GUARANTEE OF COMPLIANCE TO ALL REQUIREMENTS IN A GIVEN SPECIFICATION.

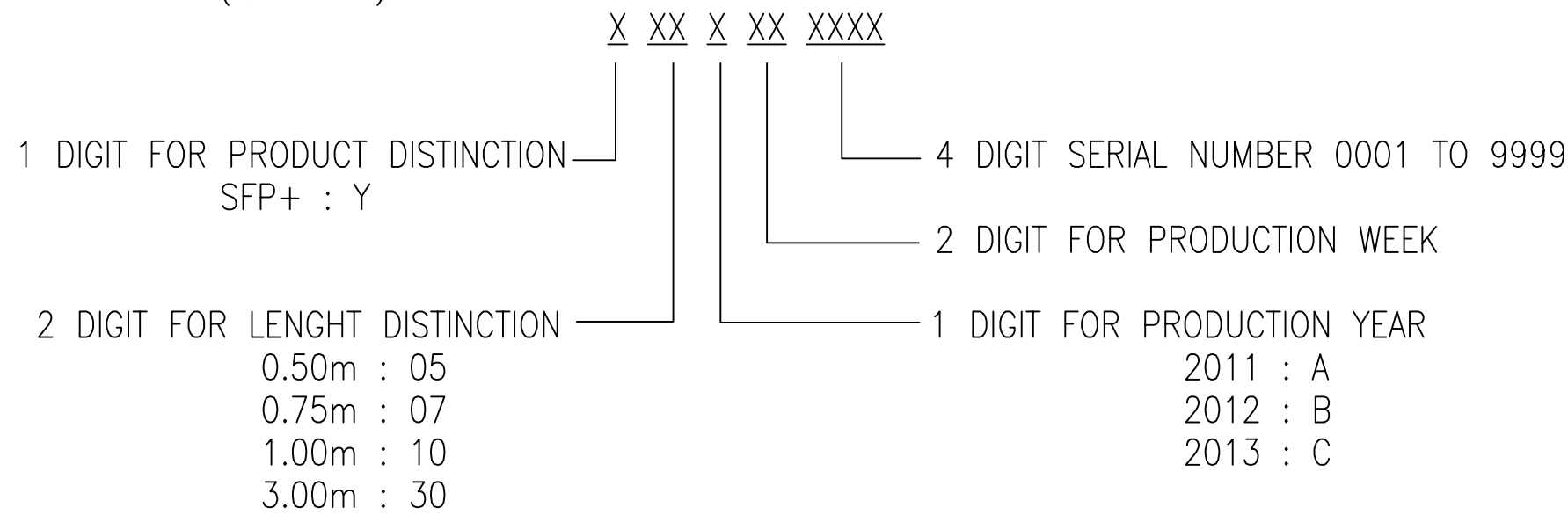
DESIGN REFERENCE		NEXT ASSEMBLY		REV	ECO	ISSUE DATE AND DESCRIPTION	DRFT	CHKD			
DISTRIBUTION CODES				DRFT	YUNLONG	DATE	AUG 19,2015	MFG	EDDIE	DATE	AUG 19,2015
DIVISION		DIVISION CODE		CHKD	YUNLONG	DATE	AUG 19,2015	APPVL	SAUJIT BANDHU	DATE	AUG 19,2015
ESD				© 3M COPYRIGHT 2016 This document and the information it contains are 3M property and may not be reproduced or further distributed without 3M permission, or used or disclosed other than for 3M authorized purposes. All rights reserved.							
DO NOT SCALE DRAWING	SCALE 1.3 / 1	TOLERANCES EXCEPT AS NOTED		TITLE 3M™ PASSIVE TWIN AXIAL CABLE ASSEMBLY FOR SFP+ APPLICATIONS WITH UNIVERSAL PULL TAB							
THIRD ANGLE PROJECTION		INCHES		CAGE NUMBER		SIZE		DRAWING NO.		REV.	
INTERPRET PER ASME Y14.5 - 1994		MILLIMETERS		C		78-5100-2418-1		F		SHT 1 OF 2	
MAX SURFACE ROUGHNESS 125		<input type="checkbox"/> ALL SURFACES <input checked="" type="checkbox"/> MARKED ONLY		MODEL		DET. LISTS		<input type="checkbox"/> YES <input checked="" type="checkbox"/> NO			

78-5100-2418-1 F REVISION DRAWING NUMBER

LABEL DETAIL



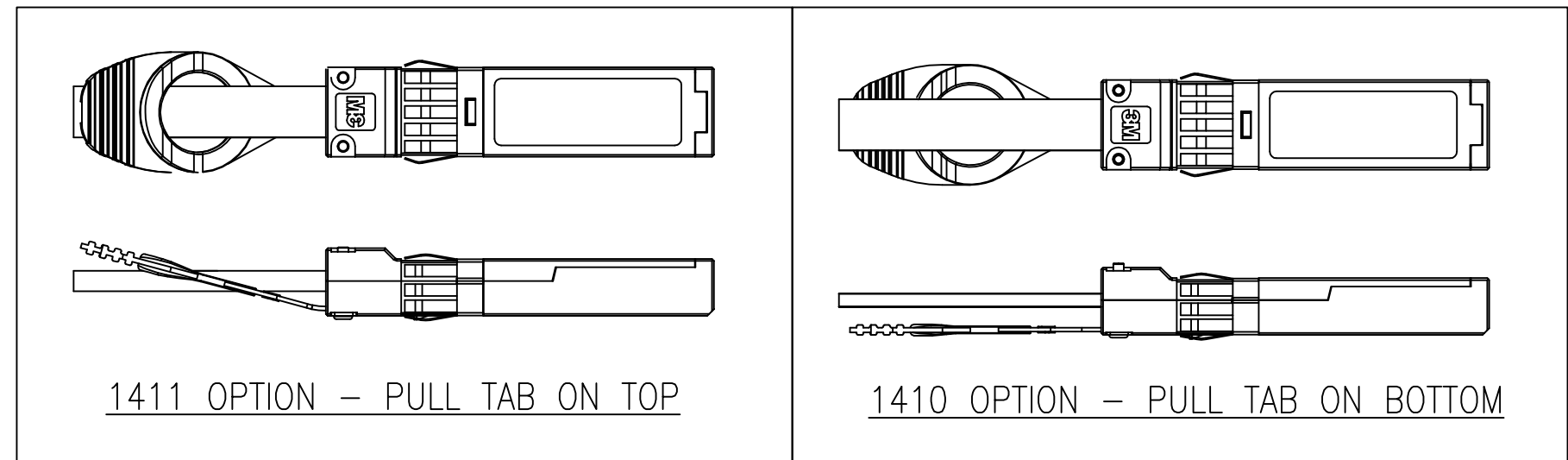
SERIAL NUMBER (QR CODE) FORMAT:



P1/P2	
PIN NO.	SYMBOL
1	VeeT
2	Tx_Fault
3	Tx_Disable
4	SDA
5	SCL
6	Mod_ABS
7	RS0
8	Rx_LOS
9	RS1
10	VeeR

ASSEMBLY PINOUT

P1		P2	
B11	GND	B20	GND
B12	Rx-	B19	Tx-
B13	Rx+	B18	Tx+
B14	GND	B17	GND
B15	-	B16	-
B16	-	B15	-
B17	GND	B14	GND
B18	Tx+	B13	Rx+
B19	Tx-	B12	Rx-
B20	GND	B11	GND



EXAMPLE - PART NUMBER ORDER DETAIL

3M™ CABLE ASSEMBLY P/N	CABLE OPTIONS	CABLE SIZE (AWG)	CABLE LENGTH (METERS) "M"	TOTAL LENGTH (METERS) "L"	PULL TAB OPTIONS
1410-P17-00-1.00	PVC, Black	30 AWG	0.88	1.0	BOTTOM
1410-P17-00-2.00	PVC, Black	30 AWG	1.88	2.0	BOTTOM
1410-P17-00-3.00	PVC, Black	30 AWG	2.88	3.0	BOTTOM
1410-P17-00-4.00	PVC, Black	30 AWG	3.88	4.0	BOTTOM
1410-P17-00-5.00	PVC, Black	30 AWG	4.88	5.0	BOTTOM
1410-P30-00-4.00	PVC, Black	26 AWG	3.88	4.0	BOTTOM
1410-P30-00-5.00	PVC, Black	26 AWG	4.88	5.0	BOTTOM
1410-P30-00-6.00	PVC, Black	26 AWG	5.88	6.0	BOTTOM
1410-P30-00-7.00	PVC, Black	26 AWG	6.88	7.0	BOTTOM
1411-P17-00-1.00	PVC, Black	30 AWG	0.88	1.0	TOP
1411-P17-00-2.00	PVC, Black	30 AWG	1.88	2.0	TOP
1411-P17-00-3.00	PVC, Black	30 AWG	2.88	3.0	TOP
1411-P17-00-4.00	PVC, Black	30 AWG	3.88	4.0	TOP
1411-P17-00-5.00	PVC, Black	30 AWG	4.88	5.0	TOP
1411-P30-00-4.00	PVC, Black	26 AWG	3.88	4.0	TOP
1411-P30-00-5.00	PVC, Black	26 AWG	4.88	5.0	TOP
1411-P30-00-6.00	PVC, Black	26 AWG	5.88	6.0	TOP
1411-P30-00-7.00	PVC, Black	26 AWG	6.88	7.0	TOP

DESIGN REFERENCE NEXT ASSEMBLY

DISTRIBUTION CODES

DIVISION ESD

DO NOT SCALE DRAWING

THIRD ANGLE PROJECTION

MAX SURFACE ROUGHNESS 125

SCALE NTS

TOLERANCES EXCEPT AS NOTED

INCHES

MILLIMETERS

INTERPRET PER ASME Y14.5 - 1994

ALL SURFACES MARKED ONLY

ANGLES ±1°

REFER TO PAGE 1

REV	ECO	ISSUE DATE AND DESCRIPTION	DRFT	CHKD
YUNLONG		DATE AUG 19,2015	MFG EDDIE	DATE AUG 19,2015
YUNLONG		DATE AUG 19,2015	APPVL SAUJIT BANDHU	DATE AUG 19,2015

3M Center St. Paul, MN 55144

3M™ PASSIVE TWIN AXIAL CABLE ASSEMBLY FOR SFP+ APPLICATIONS WITH UNIVERSAL PULL TAB

CAGE NUMBER MODEL C

DRAWING NO. 78-5100-2418-1

REV. F

DET. LISTS YES NO

SHT 2 OF 2

78-5100-2418-1 F REVISION DRAWING NUMBER