



LEG-100W Series– Fixed Output and Dimmable Switch Mode LED Drivers Constant Current, Non-Isolated Black Magic Thermal Advantage™ Metallic Housing

Electrical Specifications

Input Voltage Range:	120-277 Vac Nom. (108-305 V Min/Max)
Input Over-Voltage:	Can endure 320Vac for 48 Hrs, 350Vac for 2 Hrs
Frequency:	50/60 Hz Nom. (47-63 Hz Min/Max)
Power Factor:	>0.90 @ full load, 100V through 277V
THD:	≤ 20% @ for all loads >80%
Inrush Current:	<40.0 Amps max @ 230 Vac, cold start 25°C
Input Current:	0.9A @ 120Vac, 0.47A @ 230Vac
Maximum Power:	100W
Current Accuracy:	± 1% Over input line variation
Load Regulation:	± 4%
Leakage Current:	400 µA Typical
Hold Up Time:	Half Cycle
Protection:	Output Over-Voltage, Output Over-Current, and Output Short Circuit Protection, reset by power cycling

Environmental Specifications

Minimum Starting Temp:	-30°C
Maximum Case Temp.	80°C
UL Type TL Rating:	Non-Class 2: 61/51°C
Storage Temperature:	-40°C to +85°C
Humidity:	5% to 95%
Cooling:	Convection
Vibration Frequency:	5 to 55 Hz/2g, 30 minutes
Sound Rating:	Class A
MTBF:	395,000 Hours at full load and 40°C ambient conditions per MIL-217F Notice 2
EMC:	FCC 47CFR Part 15 Class A compliant
Impact Resistance:	1g/s
Weight:	26 oz (738 grams)



- Total Power: 100 Watts
- Input Voltage: 100-277 Vac Nom.
- UL Dry & Damp Location Rated
- IP66
- High Power Factor
- UL8750, EN61347, CSA 22.2
- UL Type HL Rated for Hazardous Locations

Constant Current - Non Dimming				
Model Number	Output Current (mA ±3%)	Output Voltage Range (Vdc)	Max Output Power (W)	Max Efficiency
LEG100W-286-C0350	350 mA	95-286	100	92%
LEG100W-188-C0530	530 mA	63-188	100	91%
LEG100W-143-C0700	700 mA	48-143	100	90%
LEG100W-095-C1050	1050 mA	32-95	100	89%

Constant Current - 0-10VDC Dimming				
Model Number	Output Current (mA ±3%)	Output Voltage Range (Vdc)	Max Output Power (W)	Max Efficiency
LEG100W-286-C0350-D	350	95-286	100	92%
LEG100W-188-C0530-D	530	63-188	100	91%
LEG100W-143-C0700-D	700	48-143	100	90%
LEG100W-095-C1050-D	1050	32-95	100	89%

Ordering Options:

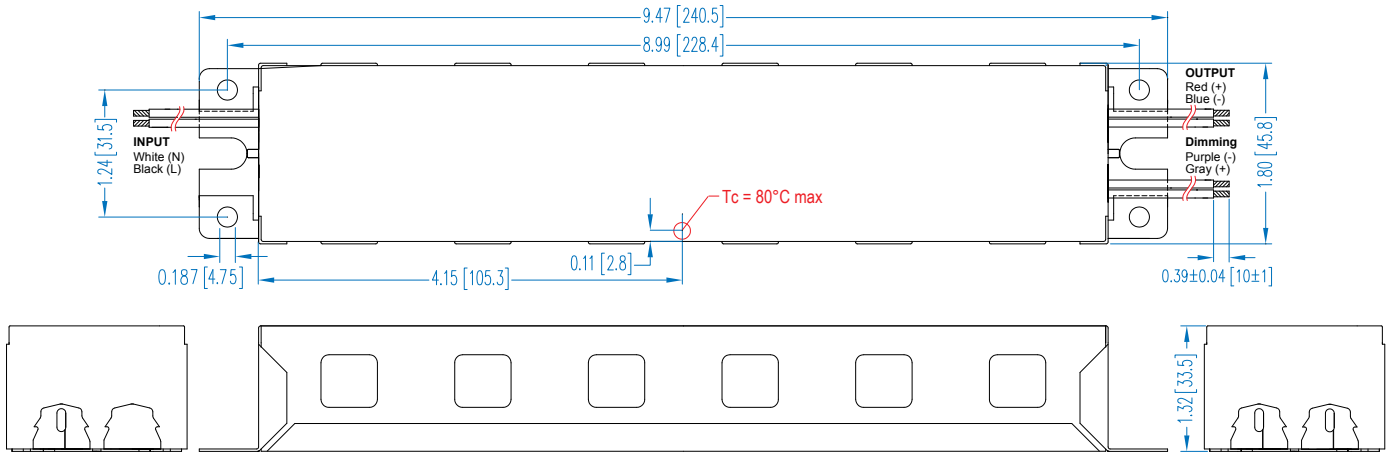
-D: 0-10V & Resistance dimmable version comes with an extra two wires +Purple/-Gray on the output side. 0-10V Dimming is compatible with most quality 0-10V dimmers. See pg. 3 for more information.



Note:
LED drivers are designed and intended to operate LED loads only. Non-LED loading may be outside the specified design limits of our LED drivers, and therefore cannot be covered by any warranty. If you desire to use our LED drivers to operate non-LED loads please contact us to discuss compatibility.
Specifications subject to change without notice.

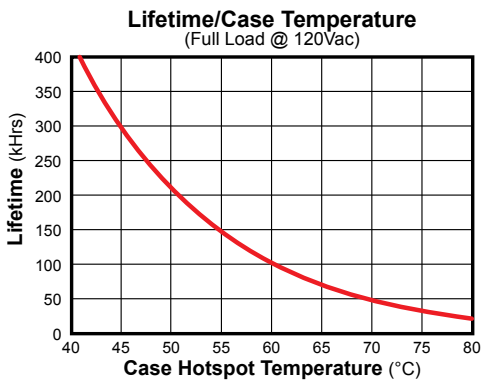


Dimensions - Inches (mm)



CASE MUST BE GROUNDED IN END USE APPLICATION

WIRE SPECS:
AC Input / DC Output / Dimming Control:
• Solid Copper
• 8 IN [203mm]
• UL1316/1452 #18AWG



Safety Cert.	Standard
UL/CUL	UL8750
CSA	22.2
CE	EN61347
EMC Standard	Notes
FCC, 47CFR Part 15	Class B
EN6100-4-5	2KV L-N, 8/20 μsec Surge Protection

Note:
Life calculations are based on reliability with confidence using a 90% confidence level and <5% failure rate. At a confidence level of 90% it is expected that <5% of the parts will fail at the rated life provided. (Failure is defined as a driver drifting outside specification, rather than fail to operate)

UL Conditions of Acceptability

See website for additional information

“-D” Option: - 0-10VDC and Resistance Dimming

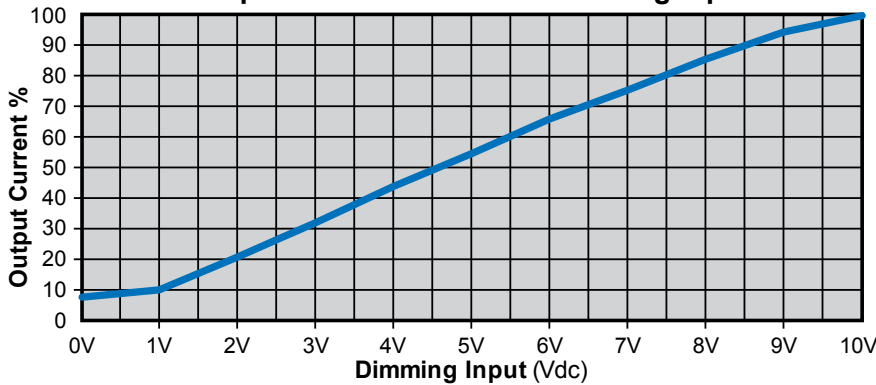
Parameters	Minimum	Typical	Maximum
Absolute Voltage Range on 0-10V (+) Purple Wire	-2.0 V	—	+15 V
Source Current into 0-10V Purple Wire	0 mA	—	2 mA

Typical Dimming Circuit



(Dimmer must be current-sink type control)

Output Current / 0-10VDC Dimming Input



Notes:

1. 0-10V dimmable version comes with an extra two wires +Purple/-Gray on the output side.
2. When connected to a dimming device, 0-10V dimmable version will have a ±10% output current tolerance. This is due to variation between different 0-10V dimmers.
3. Compatible with most 0-10V Wall Slide dimmers and direct 0-10V analog signal. Recommended dimmer is Leviton IP710 or equivalent
4. 0-10V dimmable version is not intended to dim below about 5% @ 0V or 10% @ 1.0V
5. 0-10V dimmable version output will be 100% with Purple/Gray open and minimum with Purple/Gray Shorted.