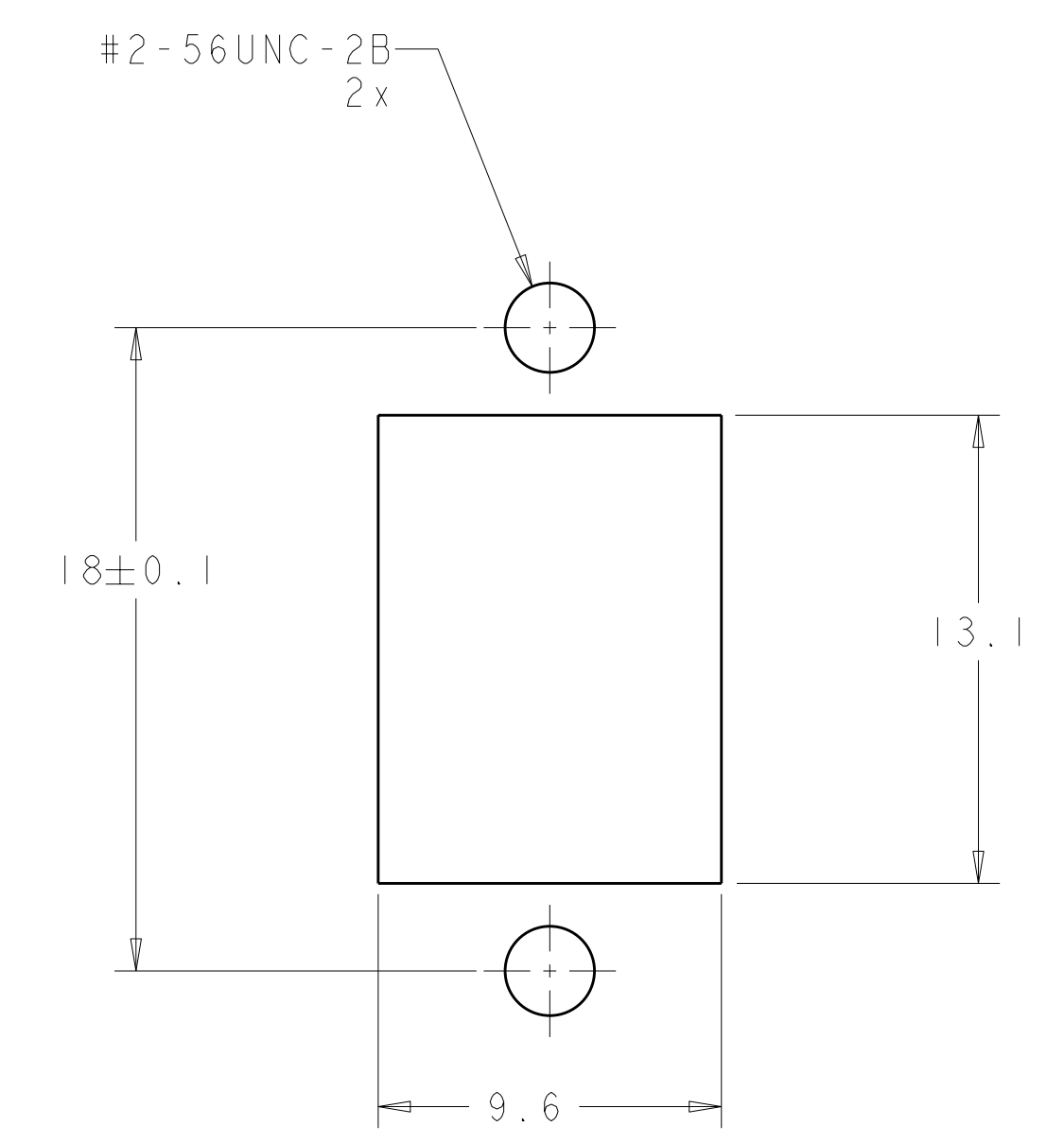
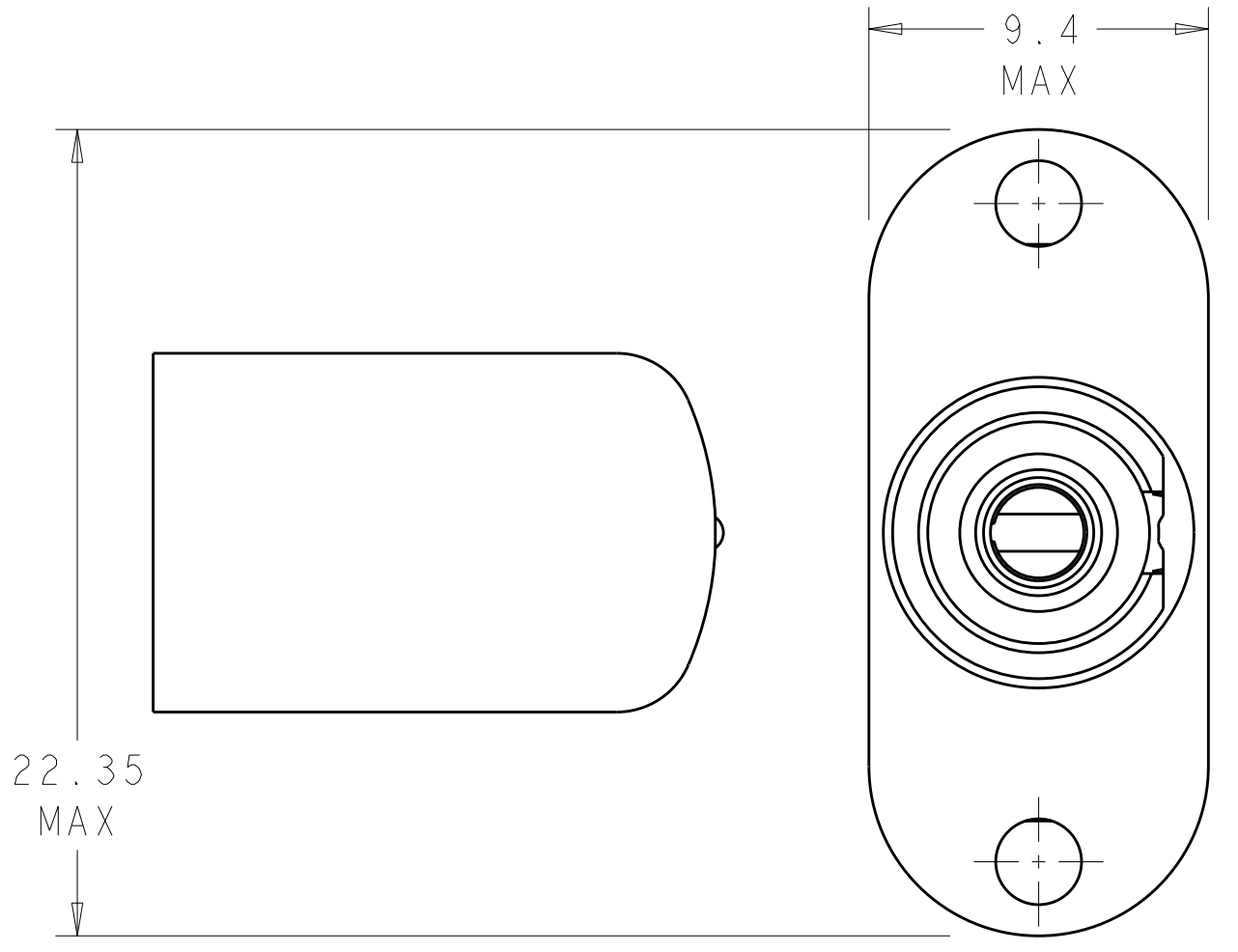
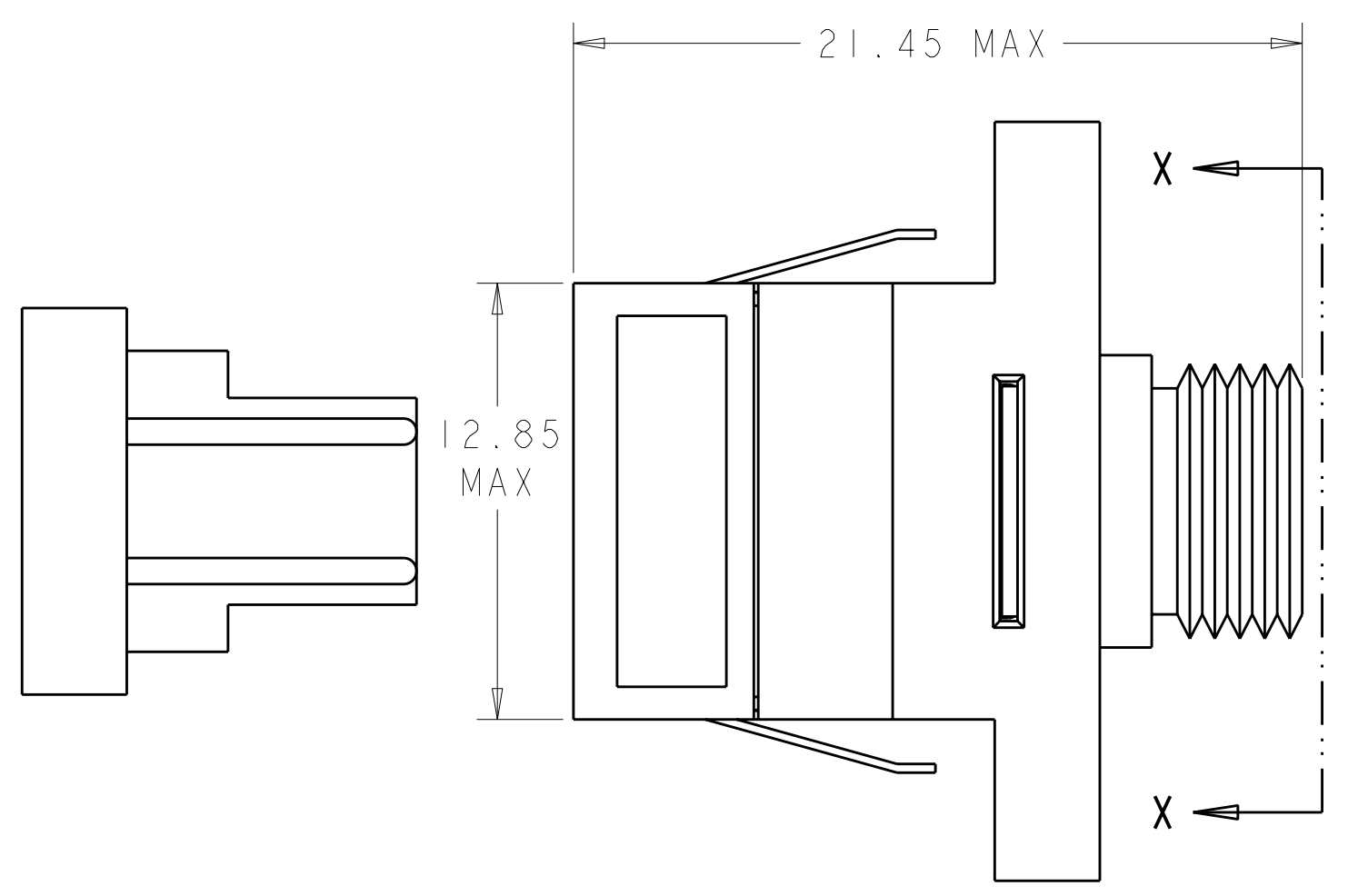


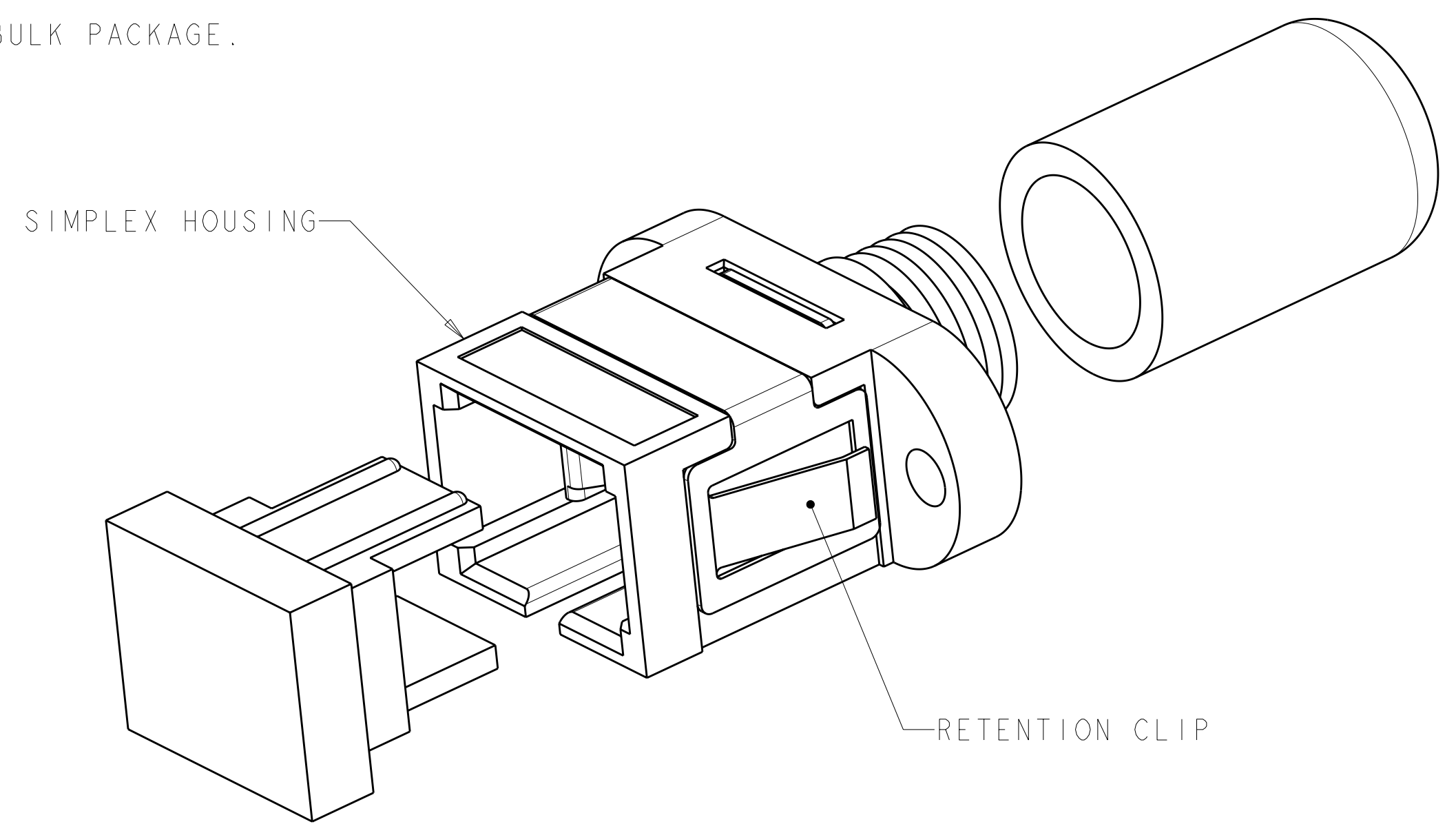
THIS DRAWING IS UNPUBLISHED. RELEASED FOR PUBLICATION 20  
 © COPYRIGHT 20 BY - ALL RIGHTS RESERVED.

LOC	DIST	REVISIONS			
P	LTR	DESCRIPTION	DATE	DWN	APVD
CE	00				
		BI	REVISED PER ECO-11-005027	15MAR2011	RK HMR



1 MATERIAL:  
 HOUSING: PBT-GF30, SEE DASH NUMBERS FOR COLOR.\*  
 RETAINER: PEI-GF30, COLOR: BLACK.\*  
 RETENTION CLIP: STAINLESS STEEL.  
 ALIGNMENT SLEEVE: SEE DASH NUMBERS.  
 PROTECTIVE CAP: VINYL.  
 PROTECTIVE COVER: TPE, COLOR: BLACK.\*  
 \*UL94 V-0 RATED AT QUALIFYING THICKNESS.

2 BULK PACKAGE.



	NONE	CERAMIC	BLACK	1-5502781-4
	NONE	METAL	BLACK	1-5502781-3
2	RETENTION CLIP	CERAMIC	BLACK	1-5502781-0
2	RETENTION CLIP	METAL	BLUE	5502781-8
	RETENTION CLIP	CERAMIC	BEIGE	5502781-6
	RETENTION CLIP	CERAMIC	BLUE	5502781-5
	RETENTION CLIP	CERAMIC	BLACK	5502781-4
	RETENTION CLIP	METAL	BEIGE	5502781-3
	RETENTION CLIP	METAL	BLUE	5502781-2
	RETENTION CLIP	METAL	BLACK	5502781-1
	INCLUDED HARDWARE	ALIGNMENT SLEEVE	COLOR	PART NUMBER

THIS DRAWING IS A CONTROLLED DOCUMENT.

DIMENSIONS: mm	TOLERANCES UNLESS OTHERWISE SPECIFIED: 0 PLC ± 1 PLC ±0.1 2 PLC ±0.05 3 PLC ± 4 PLC ± ANGLES ± FINISH	DWN B. BRIGGS 13MAY2005 CHK S. MILLER 13MAY2005 APVD S. BUCHTER 13MAY2005	TE Connectivity	
MATERIAL		PRODUCT SPEC	NAME RECEPTACLE ASSEMBLY, AMP SC TO FC	
		APPLICATION SPEC	SIZE A2	CAGE CODE 00779
		WEIGHT	DRAWING NO. 5502781	RESTRICTED TO
		CUSTOMER DRAWING	SCALE 5:1	SHEET 1 OF 1 REV BI