

# Inductive sensor

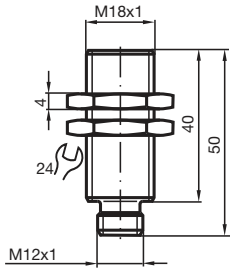
## NJ5-18GM-N-V1



- 5 mm flush
- Usable up to SIL 2 acc. to IEC 61508



### Dimensions



### Technical Data

#### General specifications

Switching function		Normally closed (NC)
Output type		NAMUR
Rated operating distance	$s_n$	5 mm
Installation		flush
Assured operating distance	$s_a$	0 ... 4.05 mm
Reduction factor $r_{AI}$		0.21
Reduction factor $r_{Cu}$		0.18
Reduction factor $r_{304}$		0.63
Output type		2-wire

#### Nominal ratings

Nominal voltage	$U_o$	8.2 V ( $R_i$ approx. 1 k $\Omega$ )
Operating voltage	$U_B$	5 ... 25 V
Switching frequency	$f$	0 ... 500 Hz

Release date: 2020-12-14 Date of issue: 2020-12-14 Filename: 106453\_eng.pdf

Refer to "General Notes Relating to Pepperl+Fuchs Product Information".

Pepperl+Fuchs Group  
www.pepperl-fuchs.com

USA: +1 330 486 0001  
fa-info@us.pepperl-fuchs.com

Germany: +49 621 776 1111  
fa-info@de.pepperl-fuchs.com

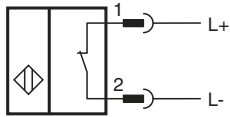
Singapore: +65 6779 9091  
fa-info@sg.pepperl-fuchs.com

**PF** PEPPERL+FUCHS

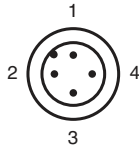
## Technical Data

Hysteresis	H	3 %
<b>Current consumption</b>		
Measuring plate not detected		≥ 3 mA at nominal voltage
Measuring plate detected		≤ 1 mA at nominal voltage
<b>Compliance with standards and directives</b>		
<b>Standard conformity</b>		
NAMUR		EN 60947-5-6:2000 IEC 60947-5-6:1999
Standards		EN 60947-5-2:2007 EN 60947-5-2/A1:2012 IEC 60947-5-2:2007 IEC 60947-5-2 AMD 1:2012
<b>Approvals and certificates</b>		
<b>IECEX approval</b>		
Equipment protection level Ga		IECEX PTB 11.0037X
Equipment protection level Gb		IECEX PTB 11.0037X
Equipment protection level Da		IECEX PTB 11.0037X
Equipment protection level Mb		IECEX PTB 11.0037X
<b>ATEX approval</b>		
Equipment protection level Ga		PTB 00 ATEX 2048 X
Equipment protection level Gb		PTB 00 ATEX 2048 X
Equipment protection level Da		PTB 00 ATEX 2048 X
EAC conformity		TR CU 012/2011
<b>FM approval</b>		
Control drawing		116-0165
<b>UL approval</b>		
Ordinary Location		E87056
Hazardous Location		E501628
Control drawing		116-0452
CSA approval		cCSAus Listed, General Purpose
<b>CCC approval</b>		
Hazardous Location		2020322315002255
<b>NEPSI approval</b>		
NEPSI certificate		GYJ16.1393X
Marine approval		DNVGL TAA00001A5
<b>Ambient conditions</b>		
Ambient temperature		-25 ... 100 °C (-13 ... 212 °F)
<b>Mechanical specifications</b>		
Connection type		Connector plug
Housing material		Stainless steel 1.4305 / AISI 303
Sensing face		PBT
Degree of protection		IP66 / IP67
<b>Connector</b>		
Threading		M12 x 1
Number of pins		4
<b>General information</b>		
Use in the hazardous area		see instruction manuals

**Connection**



**Connection Assignment**



Wire colors in accordance with EN 60947-5-6

- 1 | BN (brown)
- 2 | BU (blue)

**Accessories**

	<b>V1-G-N-2M-PUR</b>	Female cordset single-ended M12 straight A-coded, 2-pin, PUR cable blue, NAMUR
	<b>V1-W-N-2M-PUR</b>	Female cordset single-ended M12 angled A-coded, 2-pin, PUR cable blue, NAMUR
	<b>BF 18</b>	Mounting flange, 18 mm
	<b>EXG-18</b>	Quick mounting bracket with dead stop

Release date: 2020-12-14 Date of issue: 2020-12-14 Filename: 106453\_eng.pdf

Refer to "General Notes Relating to Pepperl+Fuchs Product Information".