

Type 2 surge protection connector - VAL-MS 230 ST - 2798844

Please be informed that the data shown in this PDF Document is generated from our Online Catalog. Please find the complete data in the user's documentation. Our General Terms of Use for Downloads are valid (<http://download.phoenixcontact.com>)



Surge protection connector type 2 with high-capacity varistor for VAL-MS base element, thermal monitoring, visual fault warning. Design: 230 V AC



Key commercial data

Packing unit	1
Minimum order quantity	10
Catalog page	Page 36 (TT-2011)
GTIN	 4 017918 073947
Custom tariff number	85363010
Country of origin	GERMANY

Technical data

Standards

Housing material	PA
Inflammability class according to UL 94	V0
Color	black
Standards for air and creepage distances	DIN VDE 0110-1
Standards for air and creepage distances	IEC 60664-1
Standards for air and creepage distances	VDE 0675-6
Degree of protection	IP20
Mounting type	On base element
Design	DIN rail module, two-section, divisible
Number of positions	1
Ambient temperature (operation)	-40 °C ... 80 °C
Arrester can be tested with CHECKMASTER from software version:	From SW rev. 1.10
Message: Surge protection fault	Optical
Direction of action	1L-N/PE
Width	17.7 mm
Height	52.4 mm

Type 2 surge protection connector - VAL-MS 230 ST - 2798844

Technical data

Standards

Depth	54.5 mm
Pitch unit	1 Div.

Protective circuit

IEC category	II
IEC category	T2
EN type	T2
Nominal voltage UN	230 V AC
Arrester rated voltage UC	275 V AC
UT (TOV-proof)	335 V AC (5 s)
Nominal frequency fN	50 Hz (60 Hz)
Ground conductor current IPE	≤ 0.3 mA
Standby power consumption PC	≤ 125 mVA
Max. discharge surge current I _{max} (8/20) μs	40 kA
Nominal discharge surge current I _n (8/20) μs	20 kA
Lightning test current (10/350) μs, peak value I _{imp}	3 kA
Max. energy absorption (2 ms)	550 J
Protection level U _p	≤ 1.35 kV
Residual voltage	≤ 1 kV (at 5 kA)
Residual voltage	≤ 1.15 kV (at 10 kA)
Residual voltage	≤ 1.35 kV (at I _n)
Residual voltage	≤ 950 V (at 3 kA)
Response time	≤ 25 ns
Max. required backup fuse with branch wiring	125 A (gL)
Short-circuit resistance IP with max. backup fuse (effective)	25 kA
Capacity	3 nF

Connection, protective circuit

Connection method	FLASHTRAB/VALVETRAB plug-in system connector
-------------------	--

Standards

Standards/regulations	IEC 61643-1 2005
Standards/regulations	EN 61643-11/A11 2007
Standards/regulations	UL 1449 ed. 2

Classifications

eclass

eCl@ss 4.0	27140201
eCl@ss 4.1	27130801
eCl@ss 5.0	27130801
eCl@ss 5.1	27130801
eCl@ss 6.0	27130805
eCl@ss 7.0	27130805

Type 2 surge protection connector - VAL-MS 230 ST - 2798844

Classifications

etim

ETIM 2.0	EC000941
ETIM 3.0	EC000941
ETIM 4.0	EC000941
ETIM 5.0	EC000941

unspsc

UNSPSC 6.01	30212010
UNSPSC 7.0901	39121610
UNSPSC 11	39121610
UNSPSC 12.01	39121610
UNSPSC 13.2	39121620

Approvals

Approvals

Approvals

IECEE CB Scheme / CSA / UL Recognized / KEMA-KEUR / ÖVE / cUL Recognized / GOST / GL / CCA / cULus Recognized

Ex Approvals

Approvals submitted

Approval details

IECEE CB Scheme



CSA	
Nominal voltage UN	230 V

UL Recognized

KEMA-KEUR

Type 2 surge protection connector - VAL-MS 230 ST - 2798844

Approvals



Accessories

Accessories

Marking

Zack marker strip - ZBN 18,LGS:ERDE - 2749589



Zack marker strip, Strip, white, Labeled, Horizontal: Grounding symbol, Mounting type: Snap into tall marker groove, For terminal block width: 18 mm, Lettering field: 18 x 5 mm

Zack marker strip - ZBN 18,LGS:L1-N,ERDE - 2749576



Zack marker strip, Strip, white, Labeled, Horizontal: L1, L2, L3, N, GND, Mounting type: Snap into tall marker groove, For terminal block width: 18 mm, Lettering field: 18 x 5 mm

Type 2 surge protection connector - VAL-MS 230 ST - 2798844

Accessories

Zack marker strip - ZBN 18:UNBEDRUCKT - 2809128



Zack marker strip, Strip, white, Unlabeled, Can be labeled with: Plotter, Mounting type: Snap into tall marker groove, For terminal block width: 18 mm, Lettering field: 18 x 5 mm

Marker pen - B-STIFT - 1051993



Marker pen, for manual labeling of unprinted Zack strips, smear-proof and waterproof, line thickness 0.5 mm

Additional products

Type 2 surge protection base element - VAL-MS BE - 2817741



Base element for type 2 arresters of the VALVETRAB MS series of products. Design: 1-channel

Type 2 surge protection base element - VAL-MS BE/FM - 2817738



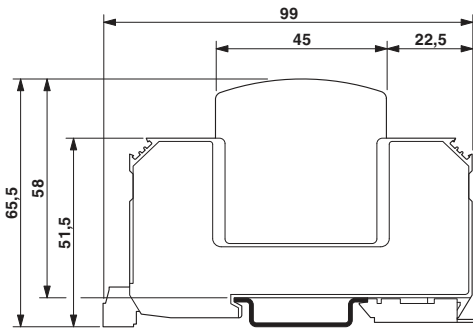
Base element for type 2 arresters of the VALVETRAB MS series of products, with remote indication contact. Design: 1-channel

Drawings

Type 2 surge protection connector - VAL-MS 230 ST - 2798844

Dimensioned drawing

Circuit diagram



© Phoenix Contact 2012 - all rights reserved
<http://www.phoenixcontact.com>