

RSF40 SERIES

COMPACT INTERNAL FITTING



The RSF40 series is designed as a compact internal fitting device, with a wide range of options, making this ideal for size sensitive applications. Mounting of this series requires access to the inside of the tank.

Typical applications include vending machines, commercial washing machines and evaporator units.

They are manufactured in a variety of materials with a choice of gasket materials, to suit most commonly used liquids.

The switch action may be reversed by rotating the device through 180°.

Available with flying leads or M12 socket for electrical connection. Cable sets with M12 plugs are also available.

Custom versions can be made for particular applications.

Features

- Compact design
- Flying Lead or M12 plug connection
- Available in Nylon, Polypropylene, PPS & PVDF
- 25VA & 100VA versions
- Many variants are UL recognised components File No. E171218
- WRAS and NSF approved versions

SPECIFICATIONS

Technical

	RSF43	RSF44	RSF48	RSF46	RSF47	
Material	Nylon	Polypropylene WRAS approved	Polypropylene UL approved	Polyphenylene Sulphide (PPS)	Polyvinylidene Fluoride (PVDF)	
Colour	Black	Opaque	White	Grey	Green	
Temp. Range	°C	-20/+75	-20/+100	-20/+100	-10/+120*	-10/+105
	°F	-4/+167	-4/+212	-4/+212	+14/+248*	-14/+221
Min. Fluid SG	0.85	0.85	0.80	0.85	0.85	
Must Close Level (SG=1)	7mm	8mm	8mm	9mm	9mm	
Must Open Level (SG=1)	20mm	20mm	20mm	24mm	24mm	

* Maximum temperature requires ETFE cable to be specified.

Electrical

		25W (Y code)	100W (H code)
Contact Form		N/O (N/C)	N/O (N/C)
Switching Power Max	VA	25	100
Switching Voltage AC Max	V	240	300
Switching Voltage DC Max	V	120	300
Switching Current Max	A	0.6	1

All ratings are for resistive load only.

STANDARD PARTS

	Material	Max Power	Leadouts	Gasket	Approvals
RSF43H100RF	Nylon	100VA	100cm PVC 16/0.2	Nitrile	WRAS
RSF43Y100RF	Nylon	25VA	100cm PVC 16/0.2	Nitrile	WRAS
RSF44H100RF	PP	100VA	100cm PVC 16/0.2	Nitrile	WRAS & NSF
RSF44Y100RF	PP	25VA	100cm PVC 16/0.2	Nitrile	WRAS & NSF
RSF46H050TG	PPS	100VA	50cm ETFE 19/0.2	Viton	UL & NSF
RSF46H100RF	PPS	25VA	100cm PVC 16/0.2	Nitrile	WRAS, UL & NSF
RSF46Y050TG	PPS	25VA	50cm ETFE 19/0.2	Viton	UL & NSF
RSF46Y100TG	PPS	100VA	100cm ETFE 19/0.2	Viton	UL & NSF
RSF46Y100RF	PPS	25VA	100cm PVC 16/0.2	Nitrile	WRAS, UL & NSF
RSF47Y100GF	PVDF	25VA	100cm PTFE 7/0.2	Nitrile	UL & NSF
RSF47H100GF	PVDF	100VA	100cm PTFE 7/0.2	Nitrile	UL & NSF
RSF47Y100GG	PVDF	25VA	100cm PTFE 7/0.2	Viton	UL & NSF
RSF47H100GG	PVDF	100VA	100cm PTFE 7/0.2	Viton	UL & NSF
RSF48H100RF	PP (UL)	100VA	100cm PVC 16/0.2	Nitrile	UL
RSF48Y100RF	PP (UL)	25VA	100cm PVC 16/0.2	Nitrile	UL
RSF43HFP	Nylon	100VA	M12 connector	Nitrile	WRAS
RSF43YFP	Nylon	25VA	M12 connector	Nitrile	WRAS
RSF44HFP	PP	100VA	M12 connector	Nitrile	WRAS & NSF
RSF44YFP	PP	25VA	M12 connector	Nitrile	WRAS & NSF
RSF46HFP	PPS	100VA	M12 connector	Nitrile	WRAS, UL & NSF
RSF46YFP	PPS	25VA	M12 connector	Nitrile	WRAS, UL & NSF
RSF47YFP	PVDF	25VA	M12 connector	Nitrile	UL & NSF
RSF47HFP	PVDF	100VA	M12 connector	Nitrile	UL & NSF
RSF47YGP	PVDF	25VA	M12 connector	Viton	UL & NSF
RSF47HGP	PVDF	100VA	M12 connector	Viton	UL & NSF
RSF48HFP	PP (UL)	100VA	M12 connector	Nitrile	UL
RSF48YFP	PP (UL)	25VA	M12 connector	Nitrile	UL

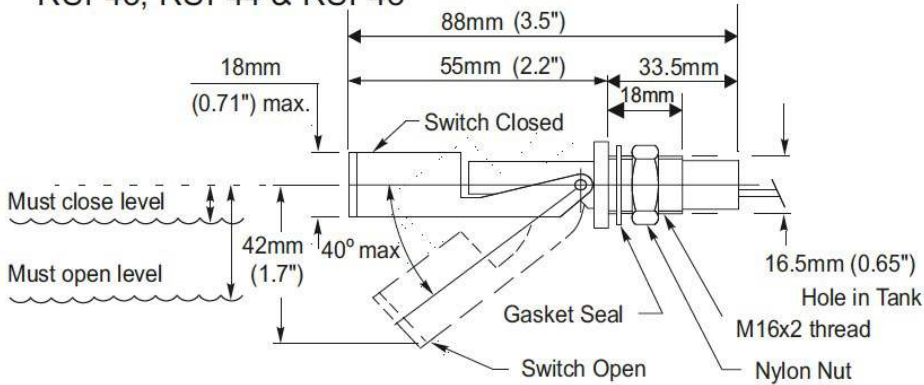
Custom versions can be made for particular applications. Please contact Sensata with your requirements.



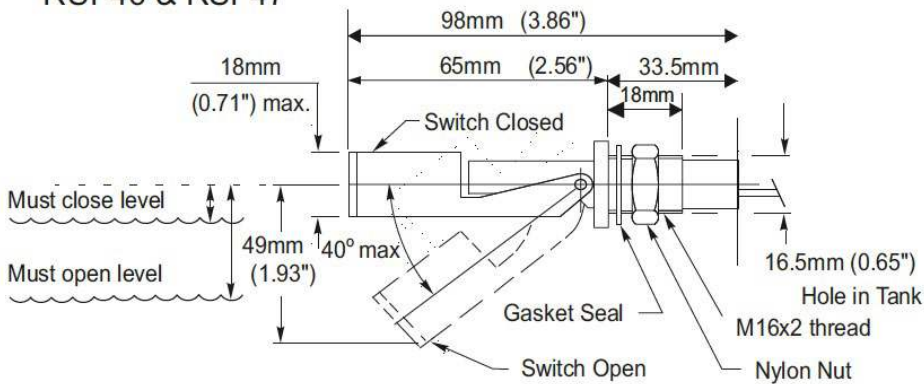
DIMENSIONS

All dimensions are in millimeters.

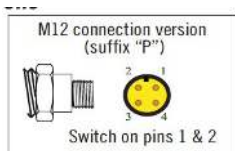
RSF43, RSF44 & RSF48



RSF46 & RSF47



Electrical Connections



Made in the UK

Page 3

Sensata Technologies, Inc. ("Sensata") data sheets are solely intended to assist designers ("Buyers") who are developing systems that incorporate Sensata products (also referred to herein as "components"). Buyer understands and agrees that Buyer remains responsible for using its independent analysis, evaluation and judgment in designing Buyer's systems and products. Sensata data sheets have been created using standard laboratory conditions and engineering practices. Sensata has not conducted any testing other than that specifically described in the published documentation for a particular data sheet. Sensata may make corrections, enhancements, improvements and other changes to its data sheets or components without notice.

Buyers are authorized to use Sensata data sheets with the Sensata component(s) identified in each particular data sheet. HOWEVER, NO OTHER LICENSE, EXPRESS OR IMPLIED, BY ESTOPPEL OR OTHERWISE TO ANY OTHER SENSATA INTELLECTUAL PROPERTY RIGHT, AND NO LICENSE TO ANY THIRD PARTY TECHNOLOGY OR INTELLECTUAL PROPERTY RIGHT, IS GRANTED HEREIN. SENSATA DATA SHEETS ARE PROVIDED "AS IS". SENSATA MAKES NO WARRANTIES OR REPRESENTATIONS WITH REGARD TO THE DATA SHEETS OR USE OF THE DATA SHEETS, EXPRESS, IMPLIED OR STATUTORY, INCLUDING ACCURACY OR COMPLETENESS. SENSATA DISCLAIMS ANY WARRANTY OF TITLE AND ANY IMPLIED WARRANTIES OF MERCHANTABILITY, FITNESS FOR A PARTICULAR PURPOSE, QUIET ENJOYMENT, QUIET POSSESSION, AND NON-INFRINGEMENT OF ANY THIRD PARTY INTELLECTUAL PROPERTY RIGHTS WITH REGARD TO SENSATA DATA SHEETS OR USE THEREOF.

All products are sold subject to Sensata's terms and conditions of sale supplied at www.sensata.com SENSATA ASSUMES NO LIABILITY FOR APPLICATIONS ASSISTANCE OR THE DESIGN OF BUYERS' PRODUCTS. BUYER ACKNOWLEDGES AND AGREES THAT IT IS SOLELY RESPONSIBLE FOR COMPLIANCE WITH ALL LEGAL, REGULATORY AND SAFETY-RELATED REQUIREMENTS CONCERNING ITS PRODUCTS, AND ANY USE OF SENSATA COMPONENTS IN ITS APPLICATIONS, NOTWITHSTANDING ANY APPLICATIONS-RELATED INFORMATION OR SUPPORT THAT MAY BE PROVIDED BY SENSATA.

Mailing Address: Sensata Technologies, Inc., 529 Pleasant Street, Attleboro, MA 02703, USA.

CONTACT US

+44 (0)1202 897969
 c3w_sales@sensata.com
 Cynergy3 Components Ltd.
 7 Cobham Road,
 Ferndown Industrial Estate,
 Wimborne, Dorset,
 BH21 7PE, United Kingdom