

E R W P A B 3 0 0 2 X X X

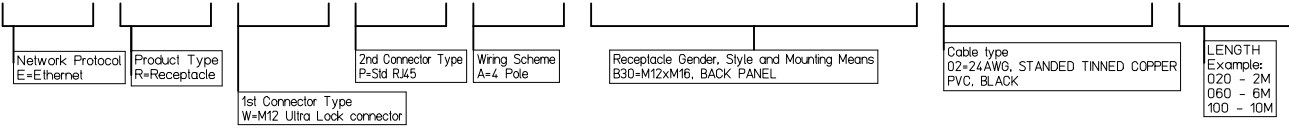
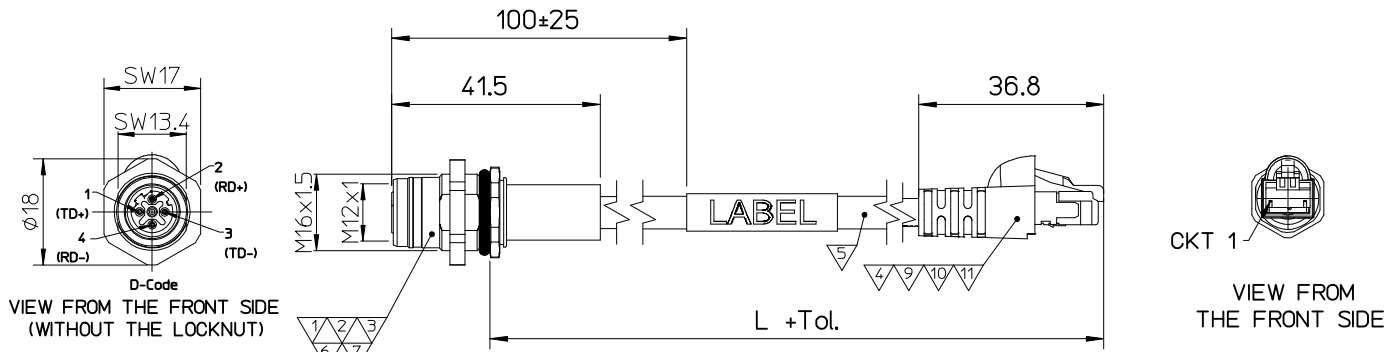
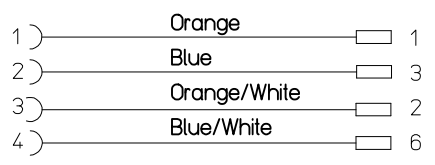


CHART 1

MOLEX PN	ENGINEERING NO	L [mm]	Tol. [mm]
1300540020	ERWPAB3002M005	500	±15
1300580025	ERWPAB3002M010	1000	±25
1300540021	ERWPAB3002M020	2000	±25
1300540022	ERWPAB3002M030	3000	±25
1300540023	ERWPAB3002M040	4000	±25
1300540024	ERWPAB3002M050	5000	±25
1300540027	ERWPAB3002M300	30000	+600/-0
1300540028	ERWPAB3002M350	35000	+600/-0

M12 Ultra-Lock Wiring diagram RJ 45



CONNECTOR SPECIFICATION:

VOLTAGE RATING	3+P 250 VAC/VDC / 5P/60V
AMPERAGE RATING	max. 4 AMPS
PROTECTION	IP67
OPERATING TEMPERATURE	-25°C TO 80°C

ITEM	PART	MATERIAL	FINISH
11	STRAIN RELIEF	BLACK	---
10	RJ45 PLUG	POLYCARBONATE,CLEAR	---
9	BACK PANEL	M12 FE	---
8	CABLE SLEEVE	10X25	---
7	GASKET	FPM 7.1X1X35	---
6	O-RING	NBR 70 BLK	---
5	CABEL	1202090966	---
4	OVERMOULDING	EPOXY BLACK (ER2188K5K)	---
4	OVERMOULDING	EPOXY BLACK (ER2188B)	---
3	LOCKNUT	1301830008	---
2	PIN CONTACT	COPPER ALLOY	NICKEL PLATED
1	INSERT	PUR	BLACK

<p>VIEW DELETED</p> <p>EC NO: IPG2015-1364</p> <p>DRWN:FGAIK 2015/02/03</p> <p>CHKD: MARZALEK 2015/02/03</p> <p>APPR: MIWASIECZKO 2015/02/16</p> <p>REV A1</p>	<p>QUALITY SYMBOLS</p> <p>▽=0</p> <p>◻=0</p>	<p>GENERAL TOLERANCES (UNLESS SPECIFIED)</p> <table border="1"> <tr> <th></th> <th>mm</th> <th>INCH</th> </tr> <tr> <td>4 PLACES</td> <td>± ---</td> <td>± ---</td> </tr> <tr> <td>3 PLACES</td> <td>± ---</td> <td>± ---</td> </tr> <tr> <td>2 PLACES</td> <td>± 0.05</td> <td>± ---</td> </tr> <tr> <td>1 PLACE</td> <td>± 0.3</td> <td>± ---</td> </tr> <tr> <td>0 PLACE</td> <td>± 0.5</td> <td>± ---</td> </tr> </table>		mm	INCH	4 PLACES	± ---	± ---	3 PLACES	± ---	± ---	2 PLACES	± 0.05	± ---	1 PLACE	± 0.3	± ---	0 PLACE	± 0.5	± ---	<p>DIMENSION STYLE</p> <p>MM ONLY</p>	<p>SCALE</p> <p>---</p>	<p>DESIGN UNITS</p> <p>METRIC</p>	<p>THIRD ANGLE PROJECTION</p>
			mm	INCH																				
		4 PLACES	± ---	± ---																				
		3 PLACES	± ---	± ---																				
2 PLACES	± 0.05	± ---																						
1 PLACE	± 0.3	± ---																						
0 PLACE	± 0.5	± ---																						
<p>ANGULAR ± 1 °</p>		<p>DRAWN BY</p> <p>MDYSZEWSKA</p>	<p>DATE</p> <p>2012/11/26</p>	<p>TITLE</p> <p>ULTRA-LOCK DC M12 TO RJ45 XXM</p>																				
<p>DRAFT WHERE APPLICABLE MUST REMAIN WITHIN DIMENSIONS</p>		<p>CHECKED BY</p> <p>HWALCZAK</p>	<p>DATE</p> <p>2012/11/26</p>	<p>molex</p>																				
<p>SEE CHART 1</p>		<p>APPROVED BY</p> <p>MIWASIECZKO</p>	<p>DATE</p> <p>2013/11/28</p>	<p>MATERIAL NO.</p> <p>SD-130054-002</p>	<p>DOCUMENT NO.</p>	<p>SHEET NO.</p> <p>1 OF 1</p>																		