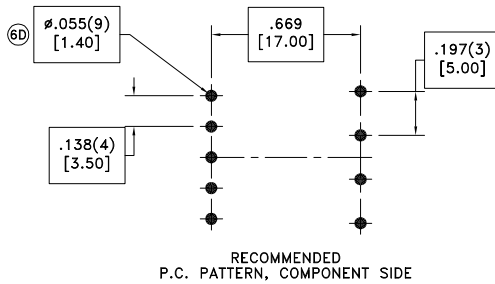
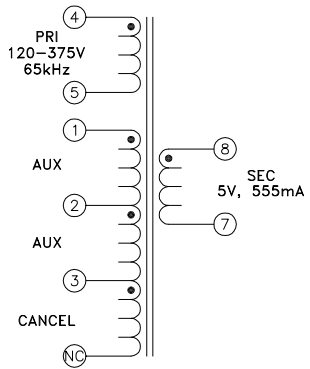
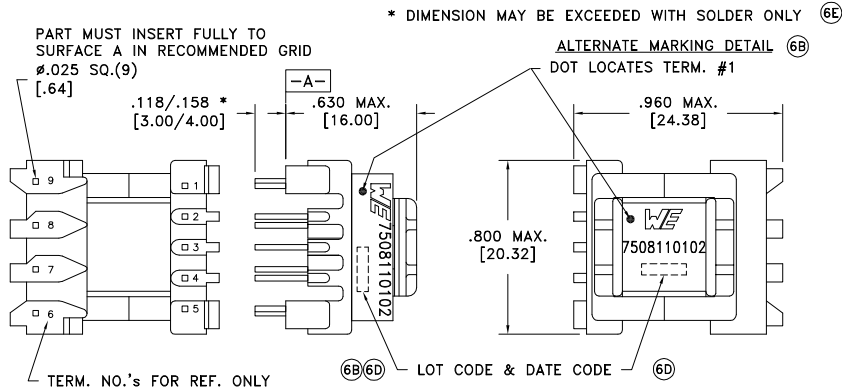


CUSTOMER TERMINAL	RoHS	LEAD(Pb)-FREE
Sn96%, Ag4%	Yes	Yes



ELECTRICAL SPECIFICATIONS @ 25°C unless otherwise noted:

PARAMETER	TEST CONDITIONS	VALUE
D.C. RESISTANCE	1-2 @20°C	0.118 ohms ±10%
D.C. RESISTANCE	2-3 @20°C	0.118 ohms ±10%
D.C. RESISTANCE	4-5 @20°C	3.05 ohms ±10%
D.C. RESISTANCE	7-8 @20°C	0.015 ohms ±20%
INDUCTANCE	4-5 10kHz, 100mVAC, Ls	2.58mH ±10%
SATURATION CURRENT	20% rolloff from initial	330mA
LEAKAGE INDUCTANCE	4-5 tie(1+2+3, 7+8), 100kHz, 100mVAC, Ls	35uH typ., 50uH max.
DIELECTRIC RAHNG	2-8 4500VAC, 1 second	4500VAC, 1 minute
DIELECTRIC RATING	5-8 4500VAC, 1 second	4500VAC, 1 minute
DIELECTRIC RATING	2-5 625VAC, 1 second	500VAC, 1 minute
TURNS RATIO	(4-5):(8-7)	18.29:1, ±1%
TURNS RATIO	(4-5):(1-2)	21.33:1, ±1%
TURNS RATIO	(4-5):(2-3)	21.33:1, ±1%

GENERAL SPECIFICATIONS:

OPERATING TEMPERATURE RANGE: -40°C to +125°C including temp rise.

- (6D) Designed to comply with the following requirements as defined by IEC61558-2-16:
 - Reinforced insulation for a primary circuit at a working voltage of 400VDC.

REV.	DATE	Packaging Specifications	CONVENTION PLACEMENT
6E	2/17	Method: Tray (6C)	
6D	6/13	PKG-0735 www.we-online.com/midcom	
6C	8/11		
6B	4/10	SEE REVISION SHEET FOR REVISION LEVEL	

Tolerances unless otherwise specified:
 Angles: ±1°
 Fractions: ±1/64
 Decimals: ±.005 [.13]
 Footprint: ±.001 [.03]

This drawing is dual dimensioned. Dimensions in brackets are in millimeters.

DRAWING TITLE
TRANSFORMER

eiSos p/n: 7508110102

PART NO.
7508110102

SPECIFICATION SHEET 1 OF 1