

IEC Appliance Inlet C20, Snap-in Mounting, Front Side, Solder or Quick-connect Terminal



IEC C20 connector  
 Snap-in mounting from front side  
 Solder/quick connect terminals



IEC C20 connector  
 Snap-in mounting from front side  
 Solder/quick connect terminals  
 Snap-in version



See below:

[Approvals and Compliances](#)

**Description**

- Panel mount :  
 Snap-in , front side
- Appliance Inlet , Pin temperature 70 °C , protection class I or II
- Safety of electrical appliances for household and similar purposes.  
 Meets the requirements for appliances in unattended use. This includes the enhanced requirements of glow wire tests acc. to IEC 60695-2-11 or -12 & -13.
- Solder / Quick Connect

**Other versions on request**

- Variant with notch for V-Lock mating Cordsets

**References**

Alternative: version with line filter [C20F](#); [5130](#)

**Weblinks**

[pdf data sheet](#), [html datasheet](#), [General Product Information](#), [Approvals](#), [Distributor-Stock-Check](#), [Accessories](#), [Detailed request for product](#)

Newly available variants corresponding to V-Lock mating cordset. The connector is equipped with a notch intended for use with the latching cordset. The cord latching system prevents against accidental removal of the cordset.

**Technical Data**

Ratings IEC	16 A / 250VAC; 50Hz
Ratings UL/CSA	20A / 250VAC; 60Hz
Dielectric Strength	> 2 kVAC between L-N > 2 kVAC between L/N-PE (1 min/50Hz)
Allowable Operation Temperature	-25 °C to 70 °C
IP-Protection	front side IP30 acc. to IEC 60529
Protection against electric shock	Suitable for appliances with protection class I or II acc. to IEC 61140
Terminal	Solder / Quick Connect
Panel Thickness S	Snap-in: 1/1.2/1.5/2/2.5/3 mm
Material: Housing	Thermoplastic, black / white, UL 94V-0

Appliance inlet/-outlet	C20 or C24 acc. to IEC 60320-1, UL 60320-1, CSA C22.2 no. 60320-1 (for cold conditions) pin-temperature 70 °C, 16A, Protection Class I or II
-------------------------	--

**Approvals and Compliances**

Detailed information on product approvals, code requirements, usage instructions and detailed test conditions can be looked up in [Details about Approvals](#)

SCHURTER products are designed for use in industrial environments. They have approvals from independent testing bodies according to national and international standards. Products with specific characteristics and requirements such as required in the automotive sector according to IATF 16949, medical technology according to ISO 13485 or in the aerospace industry can be offered exclusively with customer-specific, individual agreements by SCHURTER.




**Approvals**

The approval mark is used by the testing authorities to certify compliance with the safety requirements placed on electronic products.  
 Approval Reference Type: 4793

Approval Logo	Certificates	Certification Body	Description
	<a href="#">VDE Approvals</a>	VDE	Certificate Number: 40030341
	<a href="#">UL Approvals</a>	UL	UR File Number: E96454
	<a href="#">CCC Approvals</a>	CCC	CCC Certificate Number: 2019180204008809, 2019180204011844



## Product standards

Product standards that are referenced

Organization	Design	Standard	Description
	Designed according to	IEC 60320-1	Appliance couplers for household and similar general purposes
	Designed according to	UL 60320-1	Standard for Attachment Plugs and Receptacles
	Designed according to	CSA C22.2 no. 60320-1	General Use Receptacles, Attachment Plugs, and Similar Wiring Devices








## Application standards

Application standards where the product can be used

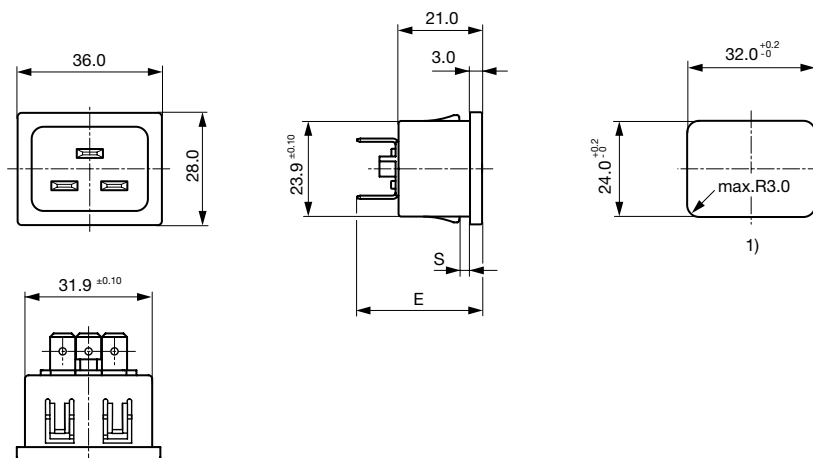
Organization	Design	Standard	Description
	Suitable for applications acc.	IEC/UL 62368-1	Audio/video, information and communication technology equipment - Part 1: Safety requirements
	Suitable for applications acc.	IEC 60335-1	Safety of electrical appliances for household and similar purposes. Meets the requirements for appliances in unattended use. This includes the enhanced requirements of glow wire tests acc. to IEC 60695-2-11 or -12 & -13.

## Compliances

The product complies with following Guide Lines

Identification	Details	Initiator	Description
	<a href="#">CE declaration of conformity</a>	SCHURTER AG	The CE marking declares that the product complies with the applicable requirements laid down in the harmonisation of Community legislation on its affixing in accordance with EU Regulation 765/2008.
	<a href="#">UKCA declaration of conformity</a>	SCHURTER AG	The UKCA marking declares that the product complies with the applicable requirements laid down in the British Amendment of Regulation (EC) 765/2008.
	RoHS	SCHURTER AG	Directive RoHS 2011/65/EU, Amendment (EU) 2015/863
	China RoHS	SCHURTER AG	The law SJ / T 11363-2006 (China RoHS) has been in force since 1 March 2007. It is similar to the EU directive RoHS.
	REACH	SCHURTER AG	On 1 June 2007, Regulation (EC) No 1907/2006 on the Registration, Evaluation, Authorization and Restriction of Chemicals 1 (abbreviated as "REACH") entered into force.
		SCHURTER AG	V-Lock system are based on a matching plug-dose combination. The connector is equipped with a notch intended for use with the latching cordset. The cord latching system prevents against accidental removal of the cordset.
	<a href="#">White Paper Glow wire test</a>	SCHURTER AG	Meets the requirements of IEC 60335-1 for appliances in unattended use. This includes the enhanced requirements of glow wire tests acc. to IEC 60695-2-11 or -12 & -13.

## Dimensions [mm]



1) Panel cut-out

E: Solder terminals: 28.5 mm

E: Quick connect terminals 6.3 x 0.8 mm: 31.5 mm

All Variants

Protection Class	Color	Panel mounting	Panel Thickness s [mm]	Terminal	Order Number
I	black	Snap-in	1	Quick connect terminals 6.3 x 0.8 mm	4793.3000
I	black	Snap-in	1.2	Quick connect terminals 6.3 x 0.8 mm	4793.8000
I	black	Snap-in	1.5	Quick connect terminals 6.3 x 0.8 mm	4793.4000
I	black	Snap-in	1.5	Quick connect terminals 6.3 x 0.8 mm	4793.4000.21
II	black	Snap-in	1.5	Quick connect terminals 6.3 x 0.8 mm	4793.4010
I	black	Snap-in	2	Quick connect terminals 6.3 x 0.8 mm	4793.5000
I	black	Snap-in	2	Quick connect terminals 6.3 x 0.8 mm	4793.5000.21
I	black	Snap-in	2.5	Quick connect terminals 6.3 x 0.8 mm	4793.6000
I	black	Snap-in	3	Quick connect terminals 6.3 x 0.8 mm	4793.7000
I	black	Snap-in	1	Solder terminals 3.8 x 0.8 mm	4793.3200
I	black	Snap-in	1.2	Solder terminals 3.8 x 0.8 mm	4793.8200
I	black	Snap-in	1.5	Solder terminals 3.8 x 0.8 mm	4793.4200
II	black	Snap-in	1.5	Solder terminals 3.8 x 0.8 mm	4793.4210
I	black	Snap-in	2	Solder terminals 3.8 x 0.8 mm	4793.5200
I	black	Snap-in	2.5	Solder terminals 3.8 x 0.8 mm	4793.6200
I	black	Snap-in	3	Solder terminals 3.8 x 0.8 mm	4793.7200

Most Popular.

Availability for all products can be searched real-time: <https://www.schurter.com/en/Stock-Check/Stock-Check-SCHURTER>

Suffix ".21" corresponds to the version with V-Lock mating cordset. The connector is equipped with a notch intended for use with the latching cordset. The cord latching system prevents against accidental removal of the cordset.

Packaging unit


100 Pcs

Accessories

Description



Wire\_Harness  
 Wire harness for SCHURTER products



Assorted\_Covers  
 Rear Cover

0859.0047



RC320  
 Rear Cover for Power Entry Module

Description



[Cord\\_retaining\\_kits](#)  
 Cord retaining strain relief

Flat head, L	4700.0011
--------------	-----------

Mating Outlets/Connectors

Category / Description



[Connector Overview complete](#)

4795, Mounting: Power Cord, Cable Connector: IEC C19	4795
4790, Mounting: Power Cord, Screw Connector: IEC C19	4790
0104U, Mounting: Power Supply Cord, Screw clamps Connector: IEC C19	0104U

Mating Outlets/Connectors shuttered



[Power Cord Overview complete](#)

VAC19KS, Overview, V-Lock cord retaining, diverse Connector IEC C19, diverse, black	VAC19KS
---	---------