

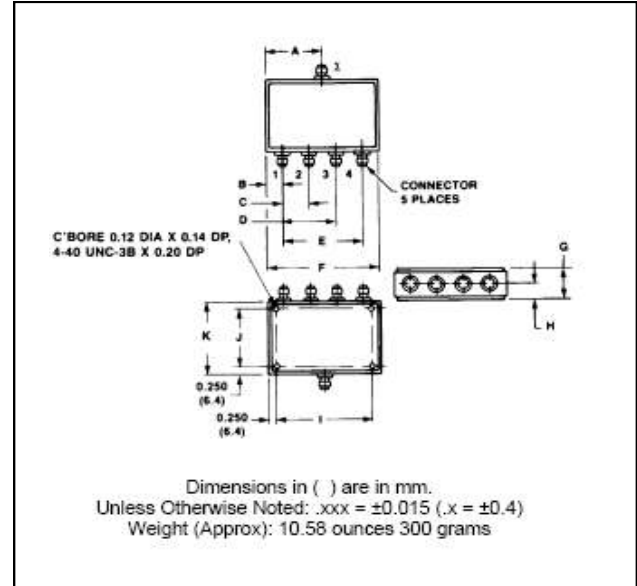
Broadband Four -Way Power Divider, 2 - 2000 MHz

Rev. V2

Features

- 3 Decade Frequency Range
- Low Loss—1 dB Maximum to 1000 MHz
- High Isolation— 25 dB Midband Minimum

C-17

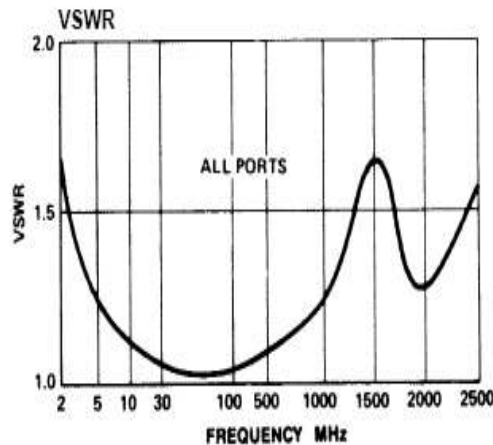
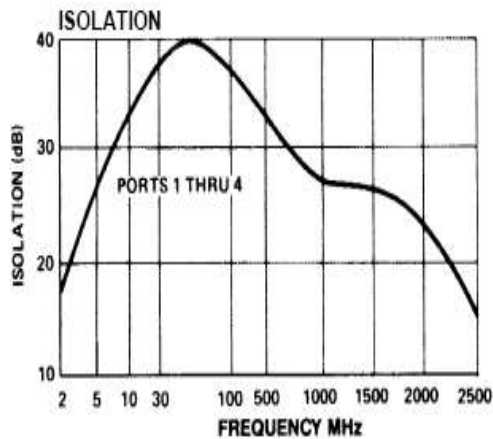
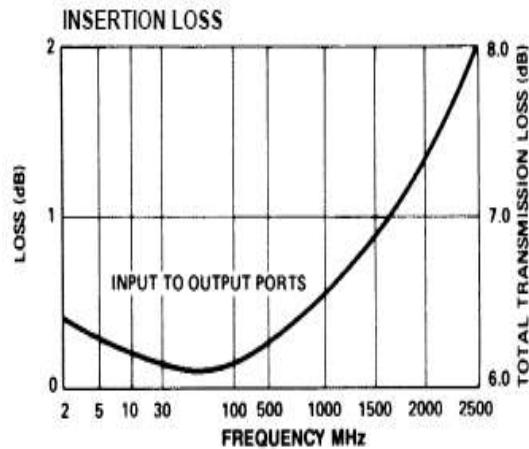


Guaranteed Specifications: From -55°C to +85°C

Frequency Range		2-2000 MHz
Insertion Loss (less coupling)	2-30 MHz 30-400 MHz 400-1000 MHz 1000-2000 MHz	0.75 dB Max 0.5 dB Max 1.0 dB Max 2.0 dB Max
Isolation	2-30 MHz 30-400 MHz 400-1000 MHz 1000-2000 MHz	15 dB Min 30 dB Min 24 dB Min 20 dB Min
Amplitude Balance	2-30 MHz 30-400 MHz 400-1000 MHz 1000-2000 MHz	0.6 dB Max 1.0 dB Max 1.0 dB Max 1.0 dB Max
Phase Balance	2-30 MHz 30-400 MHz 400-1000 MHz 1000-2000 MHz	15° Max 5° Max 5° Max 5° Max
VSWR (All Ports)	2-30 MHz 30-400 MHz 400-1000 MHz 1000-2000 MHz	2.0:1 Max 1.3:1 Max 1.3:1 Max 1.9:1 Max

	A	B	C	D	E	F	G	H	I	J	K
DS-4-4	2.250 (57.2)	0.656 (16.7)	1.062 (27.0)	2.125 (54.0)	3.188 (8.10)	4.500 (114.3)	1.145± 0.020 (29.1±0.5)	0.562± 0.020 (14.3±0.5)	4.000 (101.6)	2.500 (63.5)	3.000 (76.1)

Typical Performance Curves



Ordering Information

Part Number	Package
DS-4-4 N	Connectorized
DS-4-4 BNC	Connectorized
DS-4-4 SMA	Connectorized
DS-4-4 TNC	Connectorized

Operating Characteristics

Parameter	Absolute Maximum
Impedance	50 Ohms Nominal
Maximum Power Rating or Input Power	1.0 Watt Max
Internal Load Dissipation	0.25 Watt Max
Environmental MIL-STD-202 screening available.	

* All specifications apply with 50 ohm source and load impedance. This product contains elements protected by United States Patent Number 3,325,587.

M/A-COM Technology Solutions Inc. All rights reserved.

Information in this document is provided in connection with M/A-COM Technology Solutions Inc ("MACOM") products. These materials are provided by MACOM as a service to its customers and may be used for informational purposes only. Except as provided in MACOM's Terms and Conditions of Sale for such products or in any separate agreement related to this document, MACOM assumes no liability whatsoever. MACOM assumes no responsibility for errors or omissions in these materials. MACOM may make changes to specifications and product descriptions at any time, without notice. MACOM makes no commitment to update the information and shall have no responsibility whatsoever for conflicts or incompatibilities arising from future changes to its specifications and product descriptions. No license, express or implied, by estoppel or otherwise, to any intellectual property rights is granted by this document.

THESE MATERIALS ARE PROVIDED "AS IS" WITHOUT WARRANTY OF ANY KIND, EITHER EXPRESS OR IMPLIED, RELATING TO SALE AND/OR USE OF MACOM PRODUCTS INCLUDING LIABILITY OR WARRANTIES RELATING TO FITNESS FOR A PARTICULAR PURPOSE, CONSEQUENTIAL OR INCIDENTAL DAMAGES, MERCHANTABILITY, OR INFRINGEMENT OF ANY PATENT, COPYRIGHT OR OTHER INTELLECTUAL PROPERTY RIGHT. MACOM FURTHER DOES NOT WARRANT THE ACCURACY OR COMPLETENESS OF THE INFORMATION, TEXT, GRAPHICS OR OTHER ITEMS CONTAINED WITHIN THESE MATERIALS. MACOM SHALL NOT BE LIABLE FOR ANY SPECIAL, INDIRECT, INCIDENTAL, OR CONSEQUENTIAL DAMAGES, INCLUDING WITHOUT LIMITATION, LOST REVENUES OR LOST PROFITS, WHICH MAY RESULT FROM THE USE OF THESE MATERIALS.

MACOM products are not intended for use in medical, lifesaving or life sustaining applications. MACOM customers using or selling MACOM products for use in such applications do so at their own risk and agree to fully indemnify MACOM for any damages resulting from such improper use or sale.