

# ZBVB35

Harmony XB4, Light block for head Ø22, green, integral LED, spring clamp terminal, 24 V AC/DC



## Main

Range of Product	Harmony XB4 Harmony XB5
Product or Component Type	Light block
Device short name	ZBV
Sale per indivisible quantity	4
Connections - terminals	Spring clamp terminals
Signalling type	Steady
Light source	Protected LED
Bulb base	Integral LED
Light block supply	Direct
Light source colour	Green
[Us] rated supply voltage	24 V AC/DC 50/60 Hz

## Complementary

Net Weight	0.04 lb(US) (0.016 kg)
Supply voltage limits	19.2...30 V DC 21.6...26.4 V AC
Current Consumption	18 mA
Service life	100000 h at rated voltage and 25 °C
Surge withstand	1 kV IEC 61000-4-5
Mounting of block	Front mounting
Electrical composition code	M1 M2 M3 M4 M5 M6 M10 MF1 P1 P2 PF1
Device presentation	Basic element

## Environment

Protective treatment	TH
Ambient Air Temperature for Storage	-40...158 °F (-40...70 °C)
Ambient air temperature for operation	-40...158 °F (-40...70 °C)
IP degree of protection	IP20 IEC 60529
Standards	EN/IEC 60947-5-4 JIS C8201-5-1 EN/IEC 60947-1 CSA C22.2 No 14 EN/IEC 60947-5-5 EN/IEC 60947-5-1 UL 508 JIS C8201-1
Resistance to fast transients	2 kV IEC 61000-4-4

The information provided in this documentation contains general descriptions and/or technical characteristics of the performance of the products contained herein. This documentation is not intended as a substitute for and is not to be used for determining suitability or reliability of these products for specific user applications. It is the duty of any such user or integrator to perform the appropriate and complete risk analysis, evaluation and testing of the products with respect to the relevant specific application or use thereof. Neither Schneider Electric Industries SAS nor any of its affiliates or subsidiaries shall be responsible or liable for misuse of the information contained herein.

Resistance to electromagnetic fields	9.14 V/m (10 V/m) IEC 61000-4-3
Resistance to electrostatic discharge	6 kV on contact (on metal parts) IEC 61000-4-2 8 kV in free air (in insulating parts) IEC 61000-4-2
Electromagnetic emission	Class B IEC 55011
[Us] rated supply voltage	24 V





## Ordering and shipping details

Category	22469 - PUSHBUTTON,22MM ACCESSORIES-NEW
Discount Schedule	CS2
GTIN	3389119037501
Nbr. of units in pkg.	1
Package weight(Lbs)	0.31 oz (8.85 g)
Returnability	Yes
Country of origin	FR

## Packing Units

Unit Type of Package 1	PCE
Package 1 Height	1.73 in (4.4 cm)
Package 1 width	2.13 in (5.4 cm)
Package 1 Length	2.20 in (5.6 cm)
Unit Type of Package 2	BB1
Number of Units in Package 2	4
Package 2 Weight	1.52 oz (43 g)
Package 2 Height	1.73 in (4.4 cm)
Package 2 width	2.13 in (5.4 cm)
Package 2 Length	2.20 in (5.6 cm)
Unit Type of Package 3	S03
Number of Units in Package 3	640
Package 3 Weight	16.48 lb(US) (7.476 kg)
Package 3 Height	11.81 in (30 cm)
Package 3 width	11.81 in (30 cm)
Package 3 Length	15.75 in (40 cm)

## Offer Sustainability

Sustainable offer status	Green Premium product
California proposition 65	WARNING: This product can expose you to chemicals including: Lead and lead compounds, which is known to the State of California to cause cancer and birth defects or other reproductive harm. For more information go to <a href="http://www.P65Warnings.ca.gov">www.P65Warnings.ca.gov</a>
REACH Regulation	 <a href="#">REACH Declaration</a>
REACH free of SVHC	Yes
EU RoHS Directive	Pro-active compliance (Product out of EU RoHS legal scope)  <a href="#">EU RoHS Declaration</a>
Mercury free	Yes
RoHS exemption information	 <a href="#">Yes</a>
China RoHS Regulation	 <a href="#">China RoHS Declaration</a>
Environmental Disclosure	 <a href="#">Product Environmental Profile</a>
Circularity Profile	 <a href="#">End Of Life Information</a>
WEEE	The product must be disposed on European Union markets following specific waste collection and never end up in rubbish bins.

## Contractual warranty

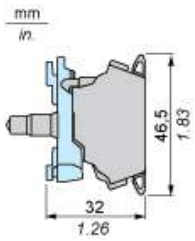
Warranty	18 months
----------	-----------

---

Dimensions

---

with ZB5AZ009 Fixing Collar



with ZB4BZ009 Fixing Collar

