

1

2

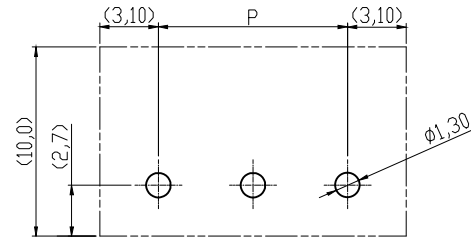
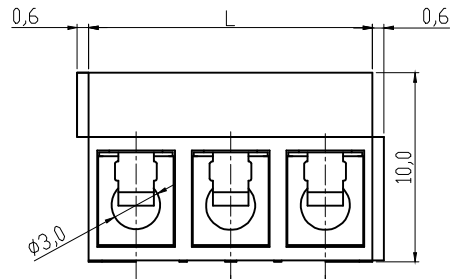
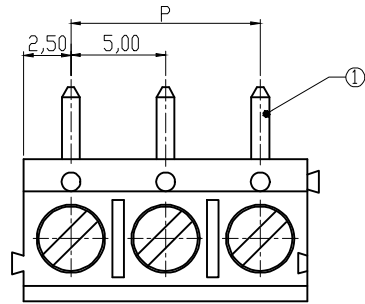
3

4

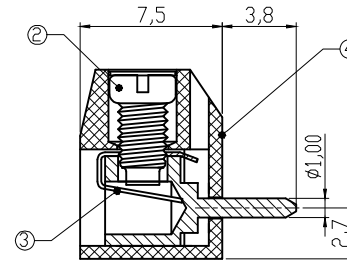
5

6

7



RECOMMENDER PCB LAYOUT



Material

- ① Terminal body(metal housing): Brass(CuZn),Tin plated
- ② Terminal screw: Steel Zinc plating "-" slot type
- ③ Wire guard: Stainless steel
- ④ Insulator (housing): Thermoplastic (UL94V-0) ,BLUE

Electrical

cULus
 Voltage rating: 250V
 Current rating: 16A
 Wire range:
 Solid wire(AWG): 14-22
 Stranded wire(AWG): 14-22
 Torque(Lb-In): 2.6
 Screw: M2.6
 Wire strip length: 5-6mm
 Withstanding Voltage: 1.5KV
 Operating temperature: -40°C to +115°C
 Soldering temperature: 250°C±10°C/5 Sec
 Safety Approval:



DIMENSION

L	Nx5,0
P	(N-1)x5,0

N=Number of poles

Poles	Tolerance	
	3,8mm	DIM L&DIM P
2p-6p	±0,15	±0,20
7p-12p	±0,20	±0,25
13p-18p	±0,25	±0,35
19p-24p	±0,30	±0,40

RoHS compliant

Unit: mm



File No.: E349947

Scale	1:1					Date	Name	Customer-No.
TOLERANCE						Drawn	19.04.2010	Alex
X.	±0.50					Approved	18.04.2016	Joanna
X.X	±0.30							ASSMANN WSW-No.
X.XX	±0.10							A-TB500-TDxx
DIM	TOL	①	Add UL	18.04.2016	Joanna	Drawing-No.		
X.°	±1°	②	Drawn	19.04.2010	Alex	ASS 4090 CO		
Angle	TOL	Id.	Modification	Date	Name	Replace		rev01
						Sheet		

1

2

3

4

5

6

7