




## AOBN-50

## 50W Power Supply



### FEATURES

- Universal Input PCB Mounted
- Inrush Current protection
- Over Voltage Protection
- UL CE recognized
- **Warranty: 2 years**



MODEL/CHANNEL		Unit	AOBN50-3.3	AOBN50-5	AOBN50-9	AOBN50-12	AOBN50-15	AOBN50-24	
<b>OUTPUT</b>	Norminal Voltage	V	3.3	5	9	12	15	24	
	Current	A	0.2~10	10	5	4.2	3.3	2.1	
	Line Regulations	mV	25	25	45	60	75	120	
	Load Regulations	mV	50	50	90	120	150	240	
	Temperature Drift	mV	49.5	75	135	180	225	360	
	Ripple Max.	mV	50	50	90	120	150	240	
	Ripple & Noise Max.	mV	100	100	135	180	225	290	
	Efficiency	%	70	70	72	76	77	80	
	Rise Time	%	1500 Max (AC IN 110V/220V, Io=100%)						
	Holding Time	%	16 typ (AC IN 110V/220V, Io=100%)						





## AOBN-50

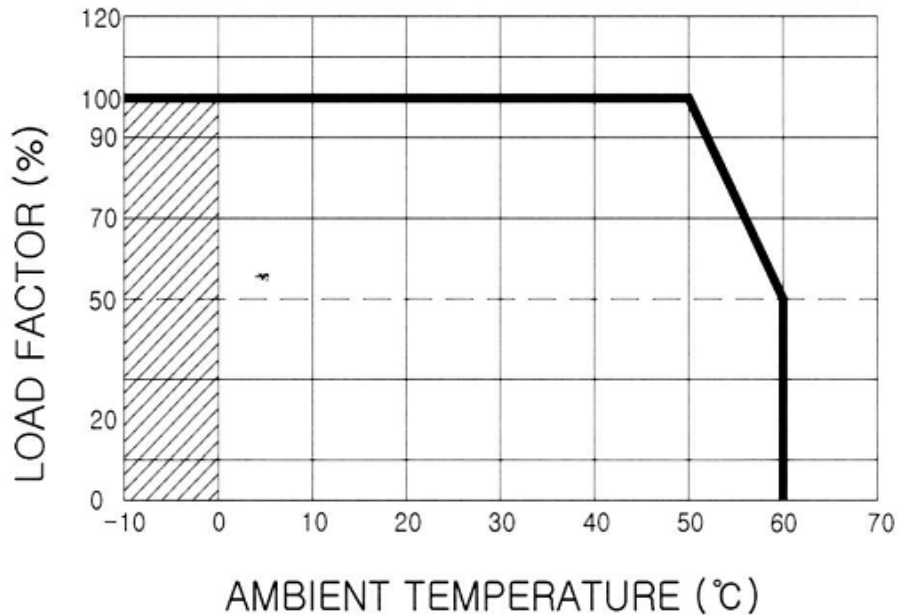
## 50W Power Supply

MODEL/CHANNEL		Unit	AOBN50-3.3	AOBN50-5	AOBN50-9	AOBN50-12	AOBN50-15	AOBN50-24	
<b>INPUT</b>	Current	110V 220V	A						1.3A (Io=100%)
	Voltage, Frequency		V						AC100-240V (AC85~264V or DC125~370V), 50/60Hz (47~440Hz) Universal Input
	Inrush Current Typ.	110V 220V	A						20A typ(AC IN 110V, Io=100%), 40A typ(AC IN 220V, Io=100%) at cold start.
	Leakage		mA						3.5
<b>Function</b>	Over Voltage Protection		V						Short circuit protection. Avoid operation in overload for more than 30sec
	Over Current Protection		A						Works at over 110% of rating and recovers automatically
<b>Electrical Isolation</b>	(1) Input - Output		-						AC 3,000V 1 minute current 20mA, DC 500V 50MΩ (At room temperature & Humidity)
	(2) Input - F.G		-						AC 2,000V 1 minute current 20mA, DC 500V 50MΩ (At room temperature & Humidity)
	(3) Output - F.G		-						AC 500V 1 minute current 100mA, DC 500V 50MΩ (At room temperature & Humidity)
<b>Environment</b>	Operating temp. & Humidity		-						-10~ +50°C, 20 ~90% RH(Non Condensing)
	Storage temp. & Humidity		-						-20~ +75°C, 20 ~90% RH(Non Condensing)
	Vibration		-						10~55Hz at 1 G, 3 minutes period, 30 minutes along X, Y and Z axis
	Impact		-						10 G for 20 ms once on each X, Y and Z axis
	Safety		-						UL 60950-1, C-UL, CE
	Line Conducted		-						Complied with FCC Part15, VCCI-A, CISPR22-A, EN55022-A
<b>Dimension</b>	Size(LxWxH)/Weight		mm/g						195x55x27/450

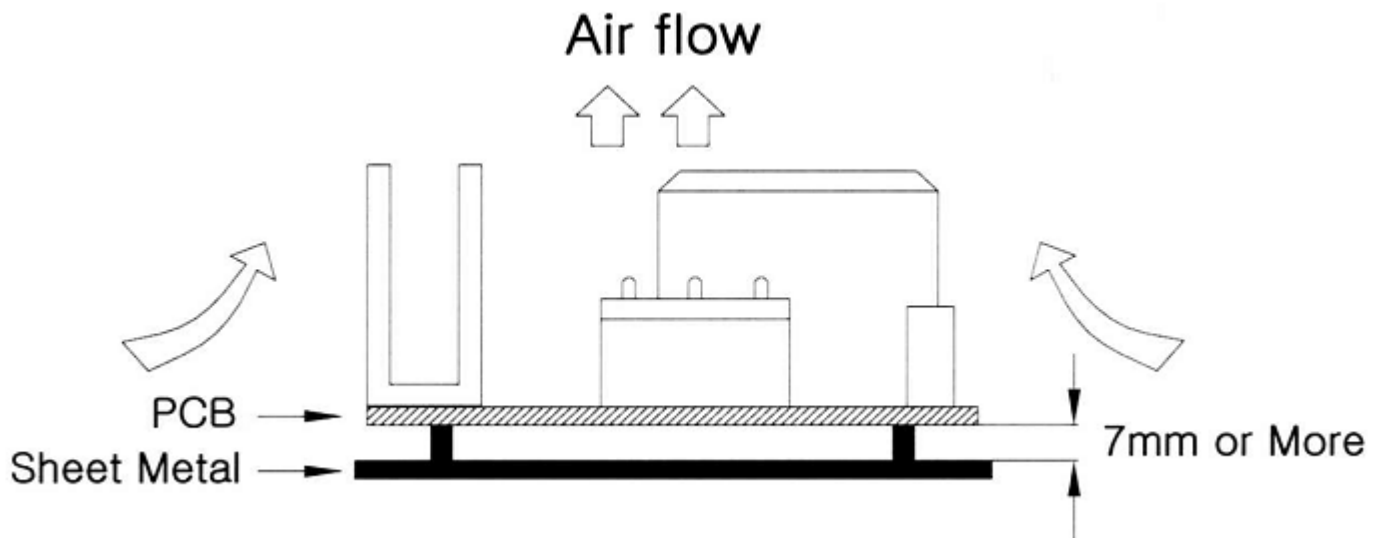




## Derating Curve

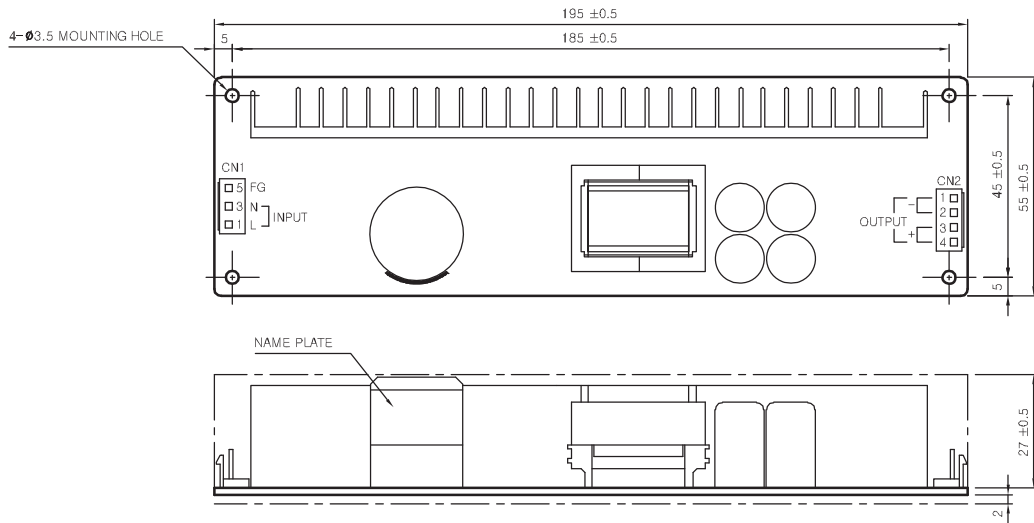


## Mounting Diagram





## Block Diagram



- \* Weight : 450g
- \* Tolerance : ±1
- \* PCB t=1.6
- \* Dimensions in mm

CN1	1	AC (L)
	3	AC (N)
	5	FG
CN2	1, 2	OUTPUT -
	3, 4	OUTPUT +

	I/O Connector	Mating Connector	Terminal	Manufacturer
CN1	YW396-05V	YH396-05V	YT396	연흥전자
CN2	YW396-04V	YH396-04V	YT396	연흥전자

