

RISH CON - CA/CV

CURRENT / VOLTAGE TRANSDUCER

Application :

The transducer **RISH CON - CA/CV** (Fig.1) converts a sinusoidal AC Current or AC Voltage into a **load independent** DC Current or a **load independent** DC Voltage proportional to the measured value.

Salient Features :

- Arithmetical mean value measurement
Calibration to RMS with sine waveform
(Average Value)
- Accuracy **class 0.2**
as per International Standard **IEC/EN 60 688**.
- Auxiliary Power Supply:
1)40 V-300 V AC/DC.
or
2)24 V-60 V AC/DC.
- Output Response Time < 250 ms.
- Fast and easy installation on DIN RAIL or onto a wall
or in panel using optional screw hole bracket.

Product Features :

Measuring Input :

AC Current/ Voltage input signal , sine wave.

Auxiliary Power Supply:

- 40 V-300 V AC/DC.
- or
- 24 V-60 V AC/DC.

Analog Output :

Isolated analog output, which can be Voltage or Current.

Accuracy:

Output signal accuracy **class 0.2** as per International Standard **IEC/EN 60 688**.

LED Indication:

LED indication for power ON.

Output Response Time :

< 250 ms.



Fig. 1. Transducer RISH CON - CA/ CV.

Symbols and their meanings:

- X = Input AC Voltage / AC Current.
- Y = Output DC Voltage / DC Current.
- H/L = Power supply.
- F_N = Nominal Frequency.
- R_N = Rated value of output burden.
- U_N = Nominal input voltage.
- I_N = Nominal input current.

Mode of Operation :

Input signal X is separated from the mains network by using a transformer.

The signal is rectified and filtered in rectifier unit.

The transformation properties of the measuring transducer are determined in the succeeding characteristics circuit.

The output amplifiers transforms the measuring signal into an impressed output signal Y.

The circuit is supplied with Auxiliary supply H or L.

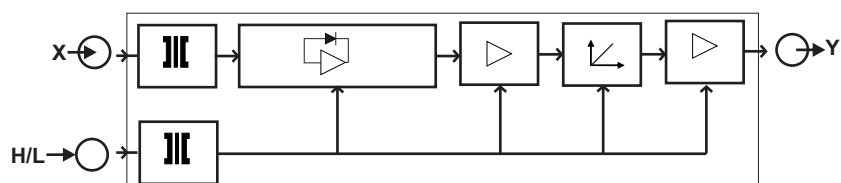


Fig. 2. Block Diagram.

RISH CON - CA/CV

CURRENT / VOLTAGE TRANSDUCER

Technical Specifications:

Measuring Input X:

Voltage Transducer (RISH CON - CV) :

Final value of Nominal input Voltage U_N (X2,AC RMS)	$63.5V \leq U_N \leq 500 V.$
Nominal Frequency F_N	50 or 60 Hz.
Nominal input Voltage burden	$< 0.6 VA$ at $U_N.$
Overload Capacity:	1.2 * U_N continuously, 2 * U_N for 1 second, repeated 10 times at 10 second intervals.

Current Transducer (RISH CON - CA):

Final value of Nominal input Current I_N (X2,AC RMS)	1 A, 5 A.
Nominal Frequency F_N	50 or 60 Hz.
Nominal input Current burden	$< 0.2VA$ at $I_N.$
Overload Capacity:	1.2 * I_N continuously, 10 * I_N for 3 second, repeated 5 times at 5 minute intervals, 20 * I_N for 1 second, repeated 5 times at 5 minute intervals, 50 * I_N for 1 second.

Measuring Output Y:

Output type	Load independent DC Voltage/Current.
Load independent DC output (Y2)	Calibration to RMS with sine waveform (Average Value) 0...10mA, 0...20mA, 2...10mA, 4...20mA, 0...5V, 0...10V.
Output burden with DC current output Signal	$0 \leq R \leq 15 V/Y2$
Output burden with DC voltage output Signal	$Y2/(2 mA) \leq R \leq \infty$
Current limit under overload $R=0$	$\leq 1.6*Y2$ with Current output. $\leq 25 mA$ with Voltage output.
Voltage limit under $R=\infty$	$\leq 1.6*Y2$ with Voltage output. $\leq 25 V$ with Current output.
Residual Ripple in Output signal	$\leq 1\%$ pk-pk.
Response Time	$< 250 ms.$

Auxiliary Supply H/L:

Rated operating voltage(for high Aux. supply H)	40...300 V AC/DC
Rated operating range of frequency(for high Aux. supply H)	45... <u>50...60</u> ...65 Hz
Power consumption(for high Aux. supply H)	$< 4 VA$
Rated operating voltage(for low Aux supply L)	24...60 V AC/DC $\pm 10\%$
Rated operating range of frequency(for low Aux. supply L)	40... <u>50...60</u> ...400Hz
Power consumption(for low Aux. supply L)	$< 3 VA$



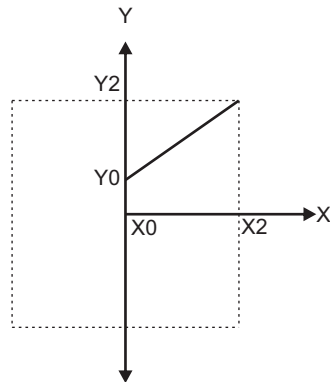
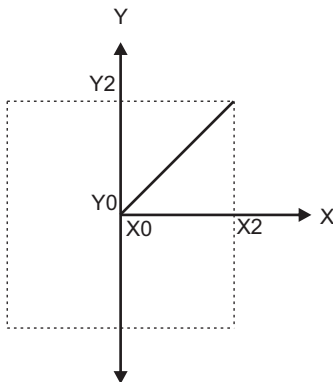
RISH CON - CA/CV

CURRENT / VOLTAGE TRANSDUCER

Accuracy: (Acc. to IEC/EN 60 688)

Reference Value	Output End Value Y2 (Voltage or Current)
Accuracy class	0.2
Reference conditions for Accuracy :	
Ambient temperature	23°C +/- 1°C
Pre-conditioning	30 min acc. to IEC/EN 60 688
Input Variable	Rated Voltage Range / Rated Current Range.
Input waveform	Sinusoidal
Input signal frequency	50....60Hz
Auxiliary supply voltage	Rated Value ±1%
Auxiliary supply frequency	Rated Value ±1%
Output Load	$R_N = 7.5 V / Y2 \pm 1\%$ With DC Current output signal. $R_N = Y2 / 1 \text{ mA} \pm 1\%$ With DC Voltage output signal.
Miscellaneous	Acc. to IEC/EN 60 688
Additional Error : Temperature influence	± 0.2% /10°C
Influence of Variations:	As per IEC/EN 60 688 standard.

Output characteristics:



X0 = Start value of input

Y0 = Start value of output

X2 = End value of input= U_N/I_N

Y2 = End value of output

U_N = Nominal input voltage

I_N = Nominal input current



RISHABH
INSTRUMENTS
Measure, Control & Record with a Difference

RISHABH INSTRUMENTS PVT.LTD.
F-31, MIDC, Satpur, Nashik-422 007, India.
Tel.: +91 253 2202160, 2202202 Fax : +91 253 2351064
E-mail : India :- marketing@rishabh.co.in
International :- exp.marketing@rishabh.co.in
www.rishabh.co.in

RISH CON - CA/CV

CURRENT / VOLTAGE TRANSDUCER

Safety:

Protection Class	II (Protection Isolated, EN 61 010)
Protection	IP 40, housing according to EN 60 529 IP 20 ,terminal according to EN 60 529
Pollution degree	2
Installation Category	III
Insulation Voltage	50Hz, 1min. (EN 61 010-1) 5500V, Input versus outer surface. 3700V, Input versus all other circuits. 3700V, Auxiliary supply versus input and output circuits.

Installation Data:

Mechanical Housing	Lexan 940 (polycarbonate) Flammability Class V-0 acc. To UL 94, self extinguishing, non dripping, free of halogen.
Mounting position	Rail mounting / wall mounting.
Weight	Approx. 0.12kg

Connection Terminal:

Connection Element	Conventional Screw type terminal with indirect wire pressure
Permissible cross section of the connection lead	≤ 4.0 mm ² single wire or 2 x 2.5 mm ² fine wire

Environmental:

Nominal range of use	0 °C... <u>23 °C</u> ... 45 °C (usage Group II)
Storage temperature	-40 °C to 70 °C
Relative humidity of annual mean	≤ 75%
Altitude	up to 2000 m

Ambient tests:

IEC 60 068-2-6	Vibration
Acceleration	± 2 g
Frequency range	10....150...10Hz,
Rate of frequency sweep	1 octave/minute
Number of cycles	10, in each of the three axes
IEC 60 068-2-27	Shock
Acceleration	3 x 50g 3 shocks in each in 6 directions
EN 60 068-2-1/-2/-3	Cold, Dry heat, Damp heat
IEC 61 000-4-2/-3/-4/-5/-6 EN 55 011	Electromagnetic compatibility.



RISH CON - CA/CV

CURRENT / VOLTAGE TRANSDUCER

Electrical Connections :

Connection	Terminal details	
Measuring input	~	3
	~	4
Auxilliary Power supply	~ , +	5
	~ , -	6
Measuring output	+	1
	-	2

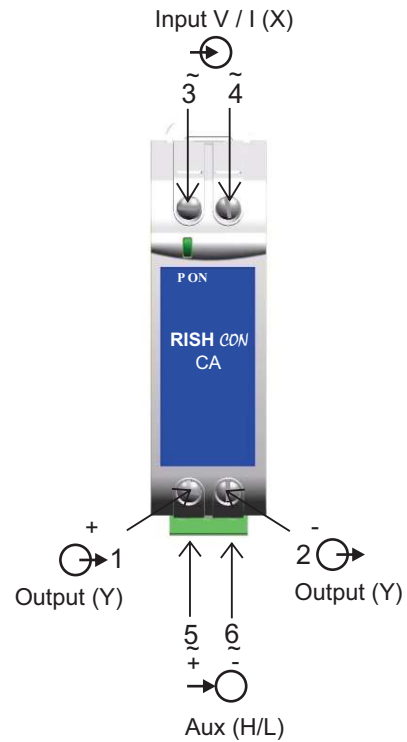
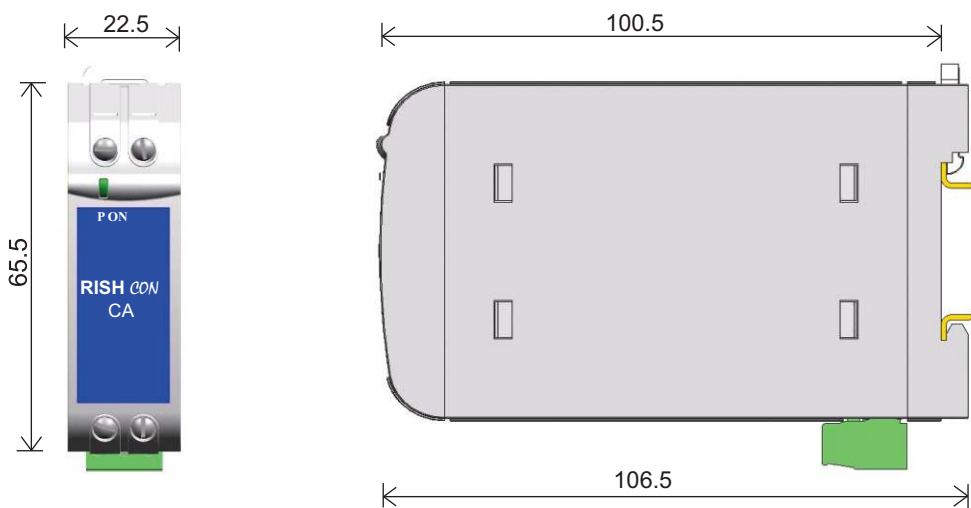


Fig. 3. RISH CON - CV/CA Connection Diagram.

Dimensions :



Note : All Dimensions are in mm.

Fig. 4. RISH CON - CV/CA Dimensions.



RISHABH
INSTRUMENTS
Measure, Control & Record with a Difference

RISHABH INSTRUMENTS PVT.LTD.
F-31, MIDC, Satpur, Nashik-422 007, India.
Tel.: +91 253 2202160, 2202202 Fax : +91 253 2351064
E-mail : India :- marketing@rishabh.co.in
International :- exp.marketing@rishabh.co.in
www.rishabh.co.in

RISH CON - CA/CV

CURRENT / VOLTAGE TRANSDUCER

Ordering Information :

Sr.No.	Transducer parameter	Ordering Code
1	Input Signal	
	Voltage	RISH CON - CV - AVG
	Input Range :	
	Standard Ranges :	
	0...63.5V	01
	0...100V	02
	0...110V	03
	0...150V	04
	0...220V	05
	0...230V	06
	0...240V	07
	0...250V	08
	0...300V	09
	0...330V	10
	0...415V	11
	0...440V	12
	0...450V	13
	0...500V	14
	Current	RISH CON - CA - AVG
Input Range :		
Standard Ranges :		
0...1A	01	
0...5A	05	
	Input Signal Frequency	F
50/60 Hz		
2	Output Signal	
	Voltage	V
	Output Ranges	
	0...10V	01
	0...5V	02
	Current	I
	Output Ranges	
	0...20mA	01
	4...20mA	02
	0...10mA	03
2...10mA	04	
3	Power Supply	
	40...300 V AC/DC	H
	24...60 V AC/DC	L

Examples:

RISH CON - CV - AVG - 14 - F - V - 01 - H

RISH CON - CV is Voltage transducer, input range is 0... 500V, output is Voltage with range 0...10V, Power supply is 40...300 V AC/DC.

RISH CON - CA - AVG - 05 - F - I - 02 - L

RISH CON - CA is Current transducer, input range is 0... 5A, output is Current with range 4...20 mA, Power supply is 24...60 V AC/DC.

RISH CON - CV - AVG - 06 - F - I - 01 - L

RISH CON - CV is Voltage transducer, input range is 0... 230V, output is Current with range 0...20mA, Power supply is 24...60 V AC/DC.



RISHABH
INSTRUMENTS
Measure, Control & Record with a Difference

RISHABH INSTRUMENTS PVT.LTD.

F-31, MIDC, Satpur, Nashik-422 007, India.

Tel.: +91 253 2202160, 2202202 Fax : +91 253 2351064

E-mail : India :- marketing@rishabh.co.in

International :- exp.marketing@rishabh.co.in

www.rishabh.co.in