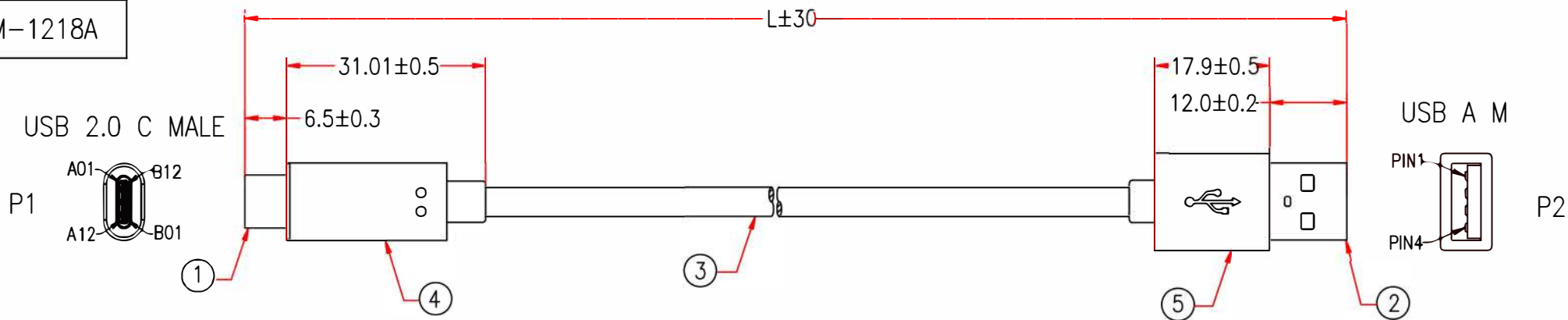



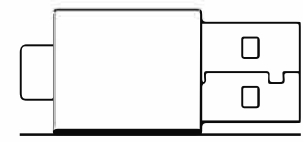
P1	M-Y1219B
	M-1219A
P2	M-1218A



Connection Point:



⑤		



9M87					
P1			P2		
A4+B4+A9+B9	—————	1	RED	26#	
A7	—————	2	WHITE		
A6	—————	3	GREEN		
A1+B1+A12+B12	—————	4	BLACK	26#	
SHIELD	—————	SHIELD			

NOTE: All relevant materials are complied with RoHS directive .

5	MOLDED PVC BLACK	H1BF01-0304K09		M304
4	BLACK HEAT SHRINK TUBE ϕ 1.0*10mm	A4HA02-0959	1	M959
	MOLDED PE COLOR TRANSPARENT	A5BA02-7777		M7777
4	MOLDED PVC BLACK	H1BF01-0304K09		M304
	USB 2.0 CABLE, UL STYLE 1 TWISD PAIR 28AWG AND 2C 26AWG, OD 4.5mm, JACKET BLACK, DRAWING No. EUAB2801P2602C-050	H5KH05-0304K09	L-20mm	M304
2	USB A MALE, GOLD FLASH ON CONTACTS, WHITE INSULATOR, SHORT THREE PIECES TYPE	A1HA87-0636	1SET	M636
1	USB 2.0 C MALE , GOLD FLASH ON CONTACTS, WITH PCB, BLACK INSULATOR RESISTANCE 56K ohm	A1HH40-0636	1SET	M636
No.	DESCRIPTION		Q'TY	Supplier

APPROVED			Cable Length Unless Other Spec. Tolerances: 0 ~200mm ±10mm 201~1000mm ±20mm 1001 ~1500mm ±25mm 1501~2100mm ±30mm 2100mm↑ ±40mm		
CHECKED	HU				
DRAWING	XIAO				
DATE	02/AUG/19	ITEM NO.	USBC-USB-XXF	UNIT:mm	

④ REV.4 2019.05.30	MODIFY CONNECTOR SUPPLIER	⑤ REV.5 2019.08.02	ADD P/N.
③ REV.3 2017.10.10	MODIFY PIN OUT AND ADD BLACK HEAT SHRINK TUBE		
② REV.2 2017.7.20	MODIFY CONNECTOR SUPPLIER		
① REV.1 2016.8.25	MODIFY CONNECTOR DESCRIPTION	CHECKED	