

REVISIONS				
P	LTN	DESCRIPTION	DATE	OWN APVD
B		RELEASED PER ECO-13-004502	12MAR2013	KM DH
C		REVISED PER ECO-13-008265	15MAY2013	DB DH
D		REV PER ECO-21-003080	16OCT2021	LN DH

- ① HOUSING: LCP, UL94V0, COLOR: BLACK.
CONTACT: PHOSPHOR BRONZE.
POST: BRASS WIRE
- ② CONTACT: 1.27µm MIN GOLD IN PAD CONTACT AREA
1.27µm MIN TIN-LEAD (93/7) ON PCB TAIL
OVER 1.27µm MIN NICKEL OVER ALL.
POST 1.27µm MIN NICKEL PLATED.
- ③ PLATED THROUGH HOLE PER 114-13056, FIGURE 4 OR
114-163004; FIGURE 10.
- ④ SEE TABLE 1 FOR INTERCONNECTIONS TO
BACKPLANE CONNECTOR.
- ⑤ CONTACT: 1.27µm MIN GOLD IN PAD CONTACT AREA,
1.27µm MIN TIN ON PCB TAIL OVER 1.27µm MIN
NICKEL OVER ALL.
POST: 1.27µm MIN NICKEL PLATED.
- ⑥ CONTACT: 1.27µm MIN GOLD IN PAD CONTACT AREA
1.27µm MIN TIN-LEAD (60/40) ON PCB TAIL
OVER 1.27µm MIN NICKEL OVER ALL.
POST 1.27µm MIN NICKEL PLATED.

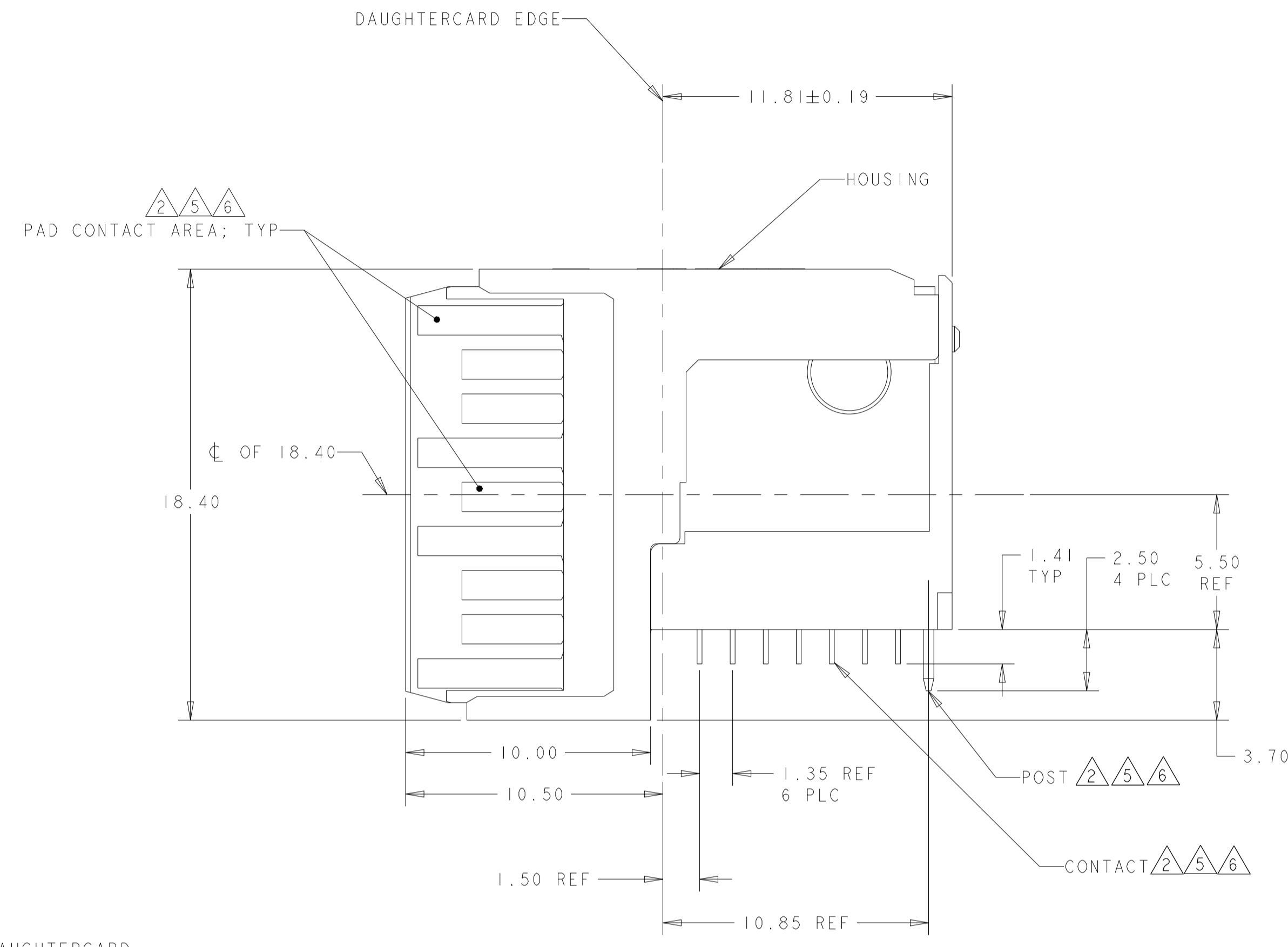



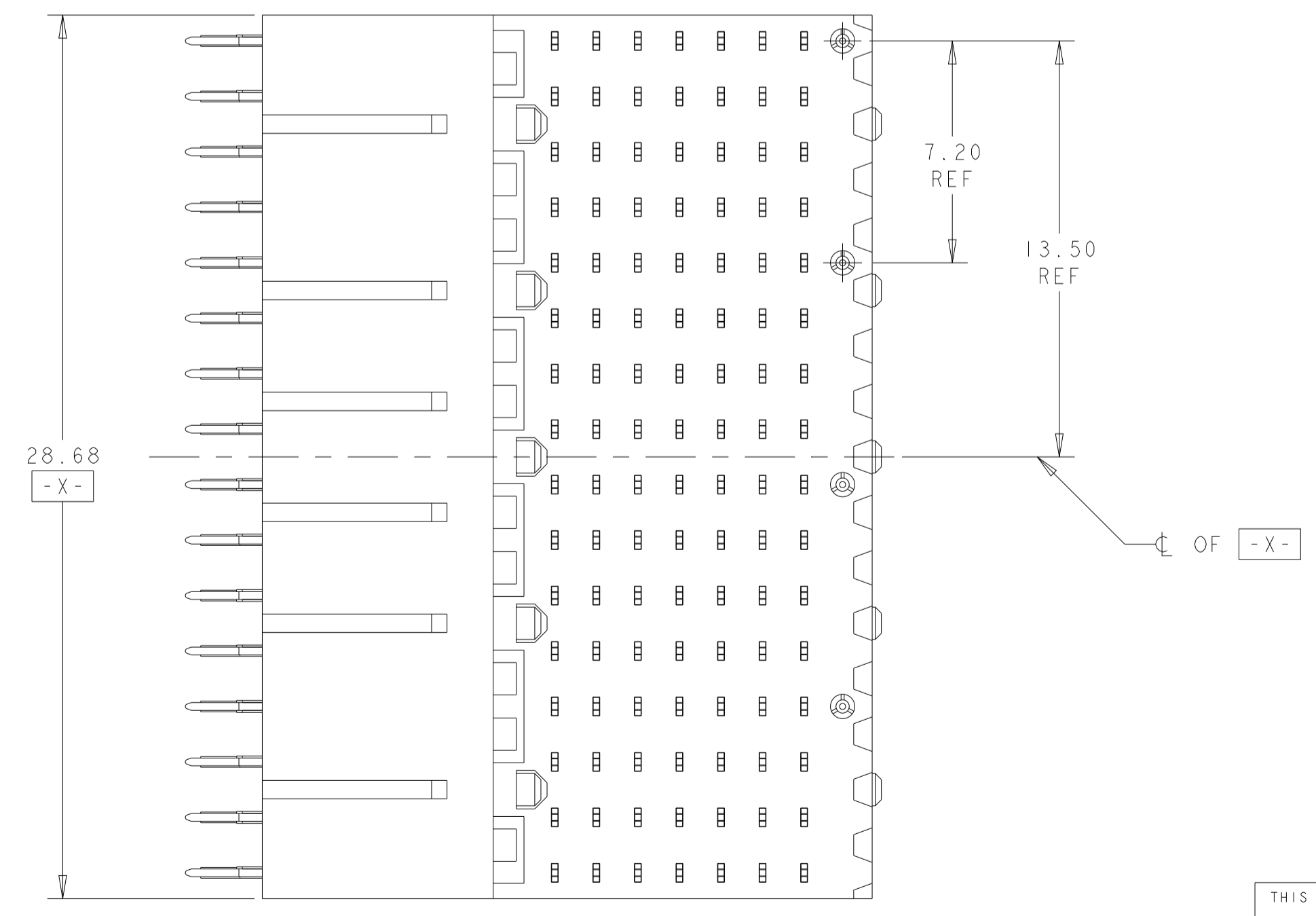
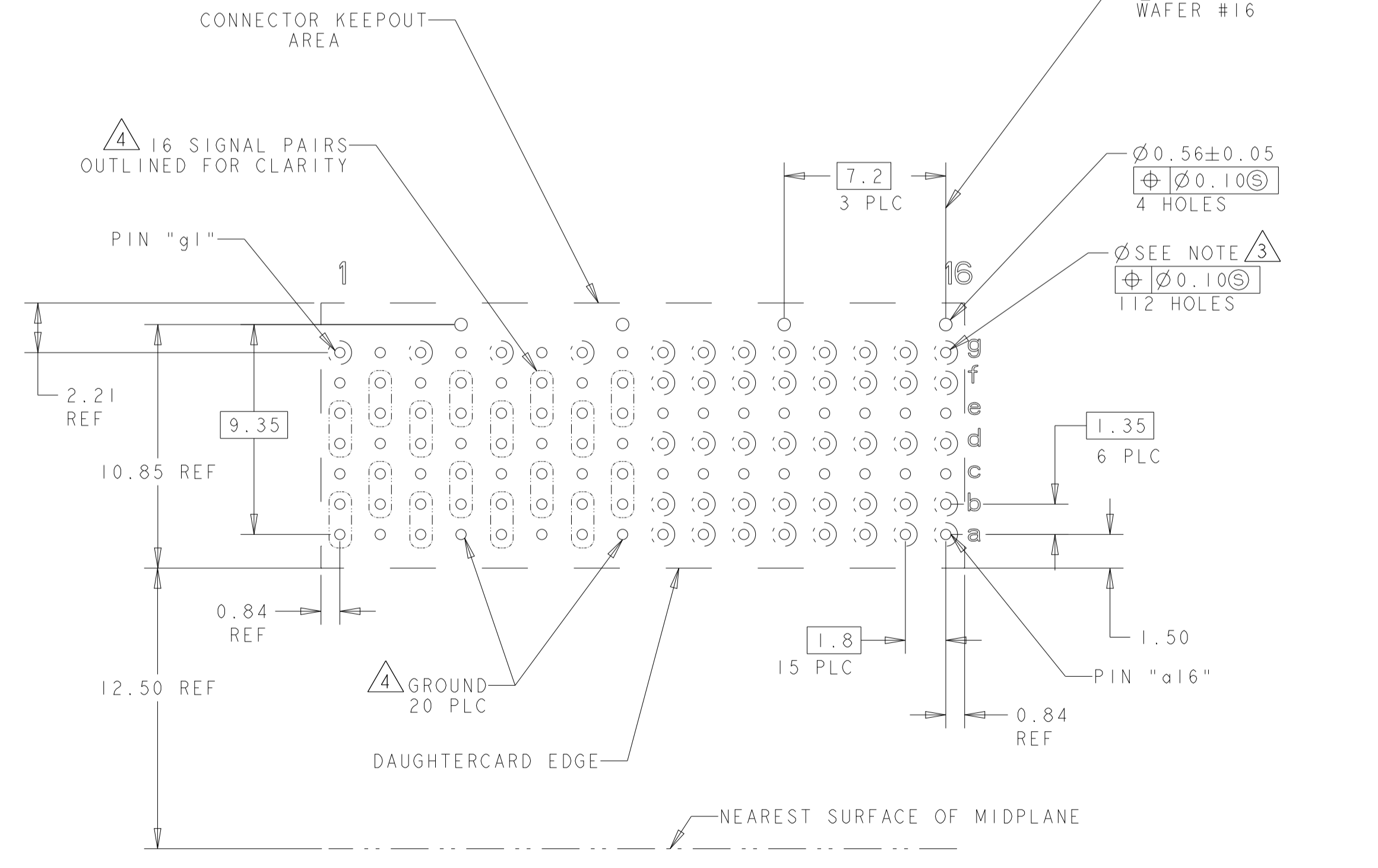
TABLE 1
INTERCONNECTIONS WITH BACKPLANE CONNECTOR
2102736-1 OR 2102851-1

TYPICAL INTERCONNECTIONS FOR EACH ODD-NUMBERED COLUMN (WAFER): 1, 3, 5, 7		
CONTACT USAGE	DAUGHTERCARD CONNECTOR PIN	BACKPLANE CONNECTOR PIN
SIGNAL PAIR	ax	ax
	bx	bx
SIGNAL PAIR	dx	ex
	ex	fx
SIGNAL	gx	ix
GROUPS	cx, fx (ALL COMMONED)	cx, dx, gx, hx

TYPICAL INTERCONNECTIONS FOR EACH EVEN-NUMBERED COLUMN (WAFER): 2, 4, 6, 8		
CONTACT USAGE	DAUGHTERCARD CONNECTOR PIN	BACKPLANE CONNECTOR PIN
SIGNAL PAIR	bx	cx
	cx	dx
SIGNAL PAIR	ex	gx
	fx	hx
GROUPS	ax, dx, gx, (ALL COMMONED)	ax, bx, ex, fx, ix

TYPICAL INTERCONNECTIONS FOR EACH COLUMN (WAFER): 9, 10, 11, 12, 13, 14, 15, 16		
CONTACT USAGE	DAUGHTERCARD CONNECTOR PIN	BACKPLANE CONNECTOR PIN
SIGNAL	ax	bx
SIGNAL	bx	cx
SIGNAL	dx	ex
SIGNAL	fx	gx
SIGNAL	gx	hx
GROUPS	cx, ex, (ALL COMMONED)	ax, dx, fx, ix

NOTE: "x" DESIGNATES THE COLUMN NUMBER



PC BOARD REAR TRANSITION MODULE
(CONNECTOR SIDE)
SCALE 5:1

⑥	2102849-3
⑤	2102849-2
②	2102849-1
PLATING	PART NO

THIS DRAWING IS A CONTROLLED DOCUMENT.

OWN: K. MILLER 29NOV2011
CHK: K. THACKSTON 12JAN2012
APVD: M. McALONIS 25SEP2012

DIMENSIONS: mm
TOLERANCES UNLESS OTHERWISE SPECIFIED:
0 PLC ±0.5
1 PLC ±0.5
2 PLC ±0.13
3 PLC ±0.13
4 PLC ±0.13
ANGLES ±1°

MATERIAL: SEE TABLE
FINISH: SEE TABLE

NAME: RIGHT-ANGLE PLUG ASSEMBLY, 7 ROW, CENTER, 20.3mm, MULTIGIG RT 2-R DAUGHTERCARD CONNECTOR, DIFF. -SE
PRODUCT SPEC: 108-2072
APPLICATION SPEC: 114-13056
SIZE: 114-13056
WEIGHT: 10.33g
CAGE CODE: 00779
DRAWING NO: 2102849

SCALE: 6:1
SHEET: 1 OF 1
REV: D