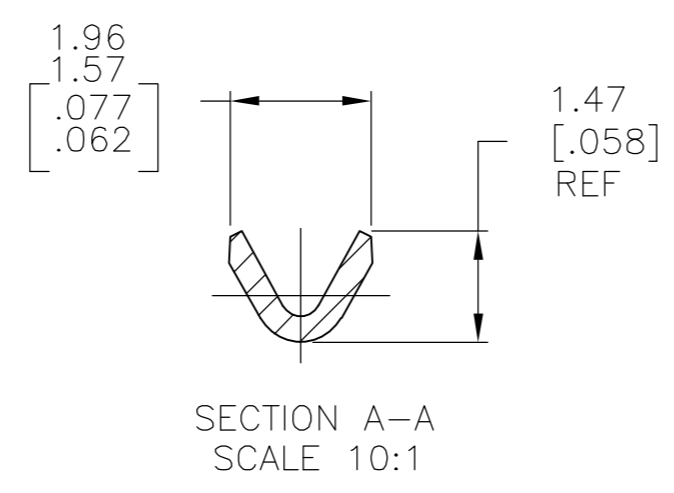
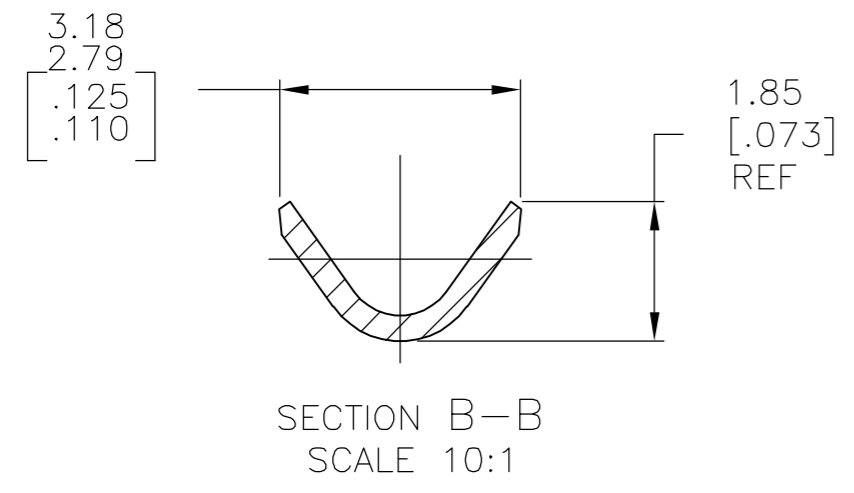
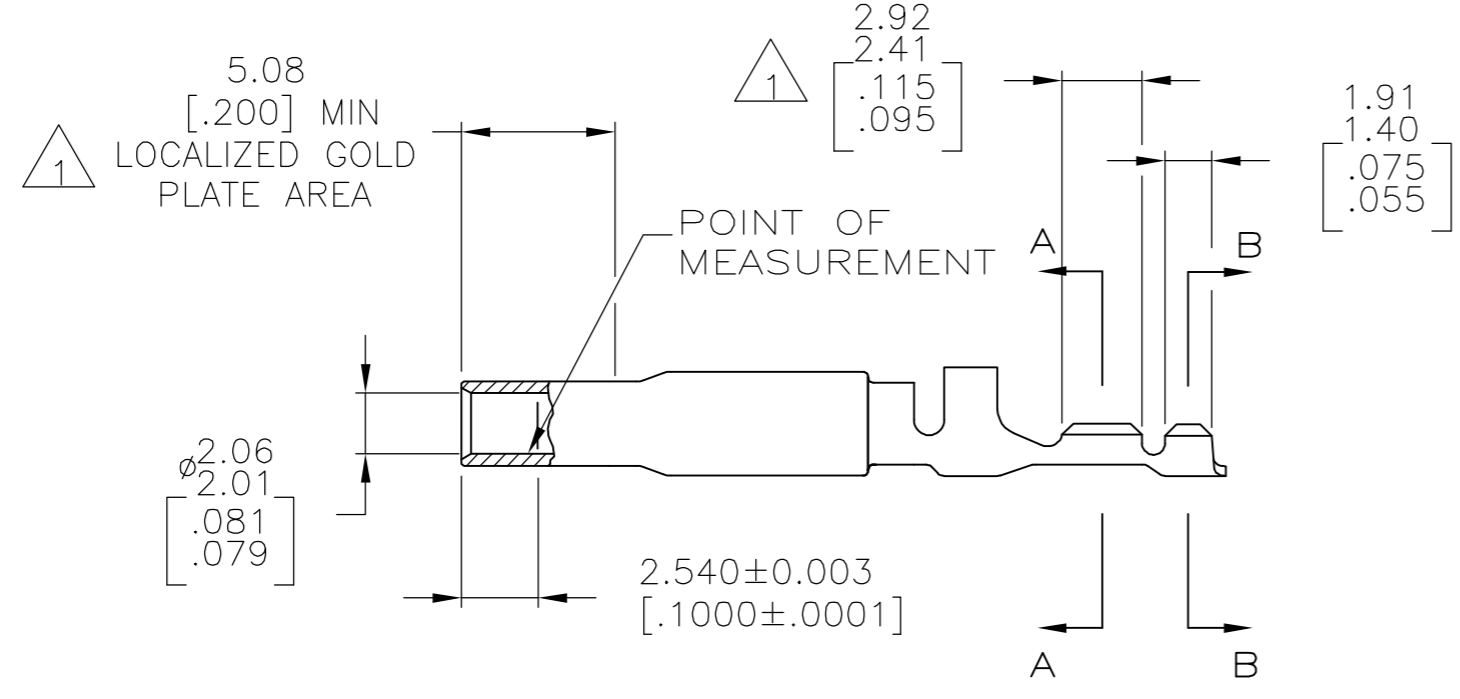
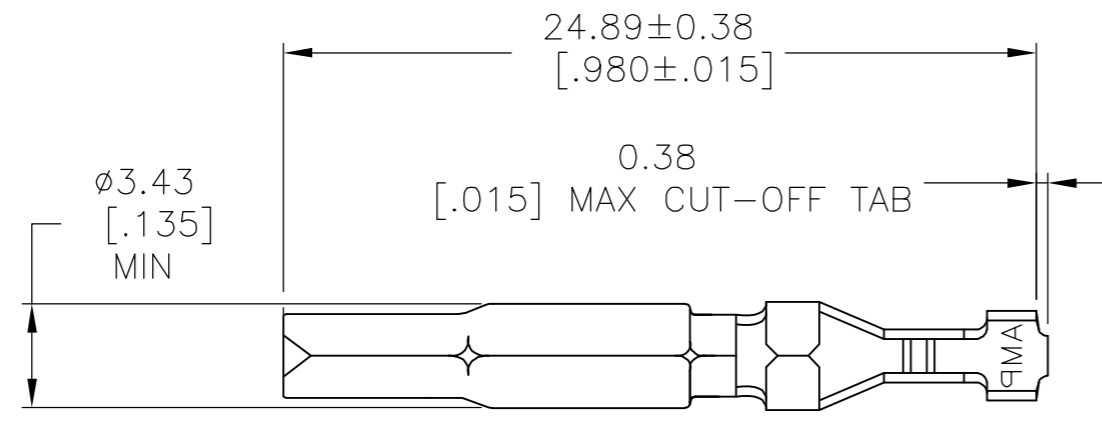


THIS DRAWING IS UNPUBLISHED. RELEASED FOR PUBLICATION
 © COPYRIGHT BY TYCO ELECTRONICS CORPORATION. ALL RIGHTS RESERVED.

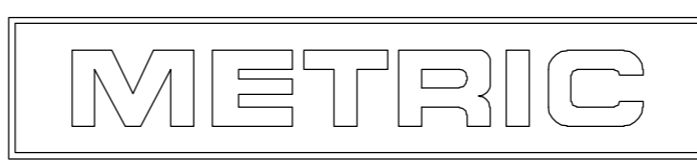
LOC		DIST		REVISIONS			
P	LTR	DESCRIPTION		DATE	DWN	APVD	
C		EC 063B 0215 05		24SEP05	BSV	RCJ	



- 1. 0.00076[.000030] MIN GOLD AT POINT OF MEASUREMENT IN THE LOCALIZED GOLD PLATE AREA AND ON INSIDE OF WIRE BARREL; 0.00127[.000050] MIN NICKEL UNDERPLATE ON ENTIRE CONTACT.
- 2. WIRE RANGE: 0.05–0.15mm² [30–26] AWG. INSULATION RANGE: 0.81–1.45[.032–.057] DIA.
- 3. DIMENSIONS IN BRACKETS ARE IN INCHES.

GOLD Δ	0.30 [.012] PH BRZ	770416-6
FINISH	MATERIAL	PART NO.

THIS DRAWING IS A CONTROLLED DOCUMENT.		DWN K. SALMON 20JAN93	Tyco Electronics Corporation Harrisburg, PA 17105-3608	
DIMENSIONS: mm [INCHES]		CHK R. SWING 20JAN93	NAME M. TRULL PRODUCT SPEC	
TOLERANCES UNLESS OTHERWISE SPECIFIED:		APVD M. TRULL 01APR93	APPLICATION SPEC	
0 PLC ± -		WEIGHT -		
1 PLC ± -		SIZE A2		
2 PLC ± -		CAGE CODE 00779		
3 PLC ± -		DRAWING NO C=770416		
4 PLC ± -		RESTRICTED TO -		
ANGLES ± -		SCALE 4:1		
FINISH SEE TABLE		SHEET 1 OF 1		
MATERIAL SEE TABLE		REV C		
CUSTOMER DRAWING				



770416