



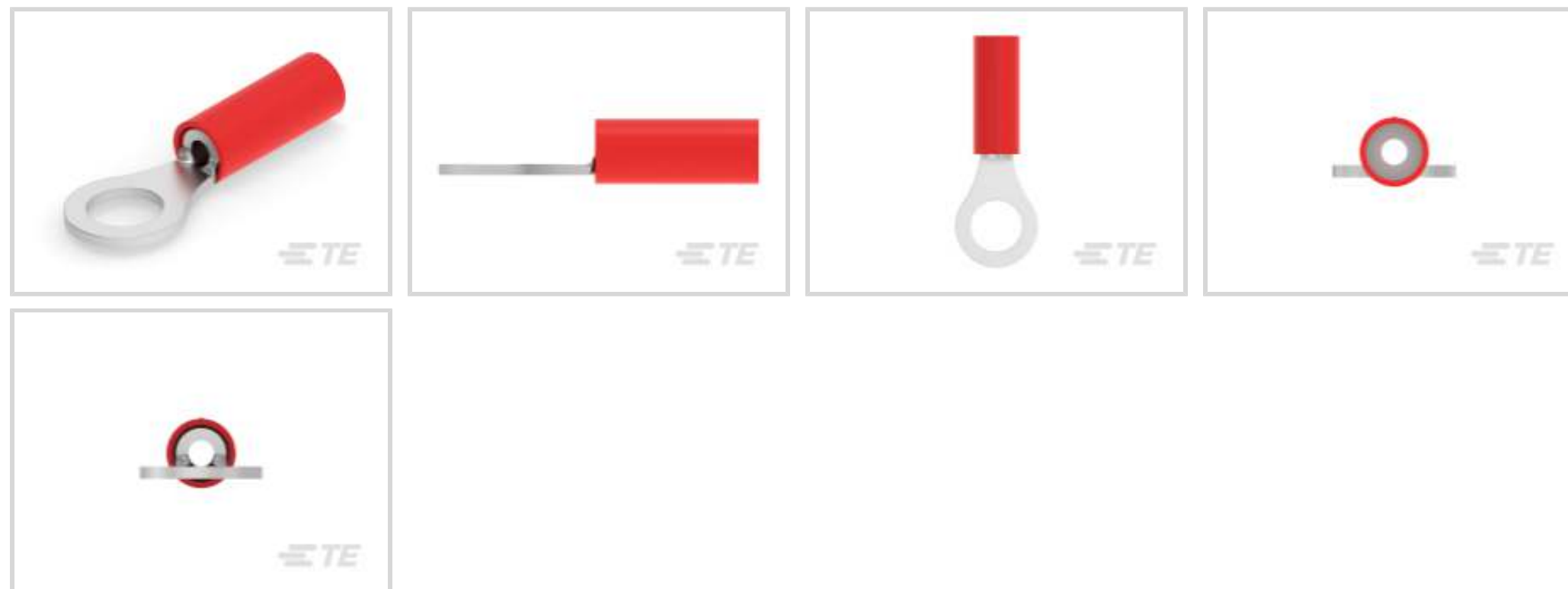
PIDG

TE Internal #: 8-36153-1

Ring Terminals & Spade Terminals, Ring Tongue, 20 AWG Wire Size, .5 – .6 mm² Wire Size, 1186 CMA Wire Size, Stud Size #10, PIDG

[View on TE.com >](#)

Terminals & Splices > Ring Terminals & Spade Terminals > PIDG Ring Tongue Terminals



Ring & Spade Terminal Type: **Ring Tongue**

Wire Size: **1186 CMA**

Stud Size: **#10**

[All PIDG Ring Tongue Terminals \(421\)](#)

Features

Product Type Features

Stud Size	#10
Sealable	No
Wire Insulation Support Retention Type	Insulation Support

Configuration Features

Number of Holes	1
-----------------	---

Electrical Characteristics

Voltage Rating	300 V
----------------	-------

Body Features

Product Weight	.796 g
Stripe Color	Red

Contact Features

Ring & Spade Terminal Type	Ring Tongue
Barrel Type	Closed



Terminal Orientation	Straight
----------------------	----------

Terminal Plating Material	Tin
---------------------------	-----

Mechanical Attachment

Wire Insulation Support	With
-------------------------	------

Dimensions

Wire Size	1186 CMA
-----------	----------

Stud Diameter	5 mm[.197 in]
---------------	---------------

Tongue Thickness	.79 mm[.031 in]
------------------	-----------------

Product Length	23.01 mm[.91 in]
----------------	------------------

Compatible Insulation Diameter (Max)	3.18 mm[.125 in]
--------------------------------------	------------------

Compatible Insulation Diameter Range	2.03 – 3.18 mm[.08 – .125 in]
--------------------------------------	-------------------------------

Usage Conditions

Insulation Option	Partially Insulated
-------------------	---------------------

Operating Temperature Range	105 °C[221 °F]
-----------------------------	----------------

Operation/Application

Compatible With Wire Base Material	Copper
------------------------------------	--------

Compatible With Wire Plating Material	Tin
---------------------------------------	-----

Industry Standards

Government Qualified Terminal	No
-------------------------------	----

Packaging Features

Packaging Quantity	100
--------------------	-----

Packaging Method	Loose Piece
------------------	-------------

Product Compliance

[For compliance documentation, visit the product page on TE.com>](#)

EU RoHS Directive 2011/65/EU	Compliant
------------------------------	-----------

EU ELV Directive 2000/53/EC	Compliant
-----------------------------	-----------

China RoHS 2 Directive MIIT Order No 32, 2016	No Restricted Materials Above Threshold
---	---

EU REACH Regulation (EC) No. 1907/2006	Current ECHA Candidate List: JUNE 2023 (235) Candidate List Declared Against: JAN 2021 (211) Does not contain REACH SVHC
--	--

Halogen Content

BFR/CFR/PVC Free, but Br/Cl >900 ppm in other sources.

Solder Process Capability

Not applicable for solder process capability

Product Compliance Disclaimer

This information is provided based on reasonable inquiry of our suppliers and represents our current actual knowledge based on the information they provided. This information is subject to change. The part numbers that TE has identified as EU RoHS compliant have a maximum concentration of 0.1% by weight in homogenous materials for lead, hexavalent chromium, mercury, PBB, PBDE, DBP, BBP, DEHP, DIBP, and 0.01% for cadmium, or qualify for an exemption to these limits as defined in the Annexes of Directive 2011/65/EU (RoHS2). Finished electrical and electronic equipment products will be CE marked as required by Directive 2011/65/EU. Components may not be CE marked. Additionally, the part numbers that TE has identified as EU ELV compliant have a maximum concentration of 0.1% by weight in homogenous materials for lead, hexavalent chromium, and mercury, and 0.01% for cadmium, or qualify for an exemption to these limits as defined in the Annexes of Directive 2000/53/EC (ELV). Regarding the REACH Regulation, the information TE provides on SVHC in articles for this part number is based on the latest European Chemicals Agency (ECHA) 'Guidance on requirements for substances in articles' posted at this URL: <https://echa.europa.eu/guidance-documents/guidance-on-reach>

Compatible Parts



REPRESENTATION ONLY

TE Part # 47386
DAHT PG PIDG 26-16 ASSY



TE Part # 58433-3
PRO CR ASSY, RBY IS9252



TE Part # 58423-1
DIE, RBY IS9252



TE Part # 59824-1
TETRA-CRIMP PIDG PG FASTON 22-10 ASSY



TE Part # 1SET191001R0000
CRIMP-HT




TE Part # 1SET191002R0000
TET CRIMP-HT




TE Part # 169404
CERTI-LOK DIE

Also in the Series | PIDG




Compression Connectors(17)



Crimp Terminal Housings(1)



Crimp Wire Pins, Tabs & Ferrules(40)



Hand Crimping Tools(2)



Knife Disconnects(11)



PCB Terminals(9)



Quick Disconnects(49)



Ring Terminals & Spade Terminals(861)



Special Purpose Terminals(1)

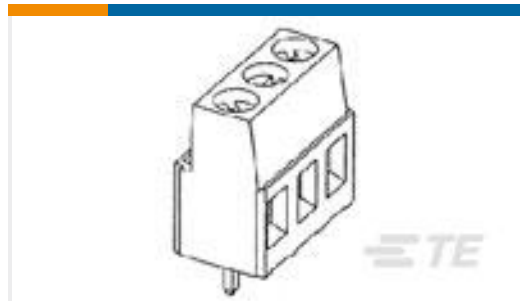


Splices(47)

Customers Also Bought



TE Part #1757819-9
AMPLIMITE,ASY,PLUG,STD,109,ZN,4,CT



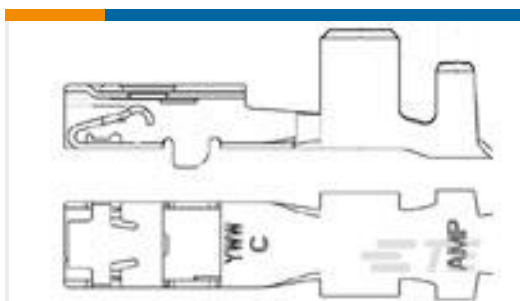
TE Part #282857-2
TERMI-BLOK PCB MOUNT 90 2P.5



TE Part #4-1393243-7
RT424A24



TE Part #130090
PIDG RING TONGUE



TE Part #1326030-4
2.8MM RECP,UNSEAL,10-12AWG



TE Part #170823-6
250 FASTON SLEEVE,REC.,TRANSPARENT




TE Part #2141809-3
CONTACT KIT, BODY AND SPRING,



TE Part #1719826-6
SINGLE WIRE SEAL,8MM HV



TE Part #NB10332001
ATUM-24/8-0-MS-STK



TE Part #361511-2
DWP-125-1/8-0-STK

Documents



Product Drawings

[TERMINAL,PIDG R IR 20 10](#)

English

CAD Files

[3D PDF](#)

3D

Customer View Model

[ENG_CVM_CVM_8-36153-1_AF.2d_dxf.zip](#)

English

Customer View Model

[ENG_CVM_CVM_8-36153-1_AF.3d_igs.zip](#)

English

Customer View Model

[ENG_CVM_CVM_8-36153-1_AF.3d_stp.zip](#)

English

By downloading the CAD file I accept and agree to the [Terms and Conditions](#) of use.

Product Specifications

[Application Specification](#)

English

Product Environmental Compliance

[TE Material Declaration](#)

English

Agency Approvals

[CSA Certificate](#)

English