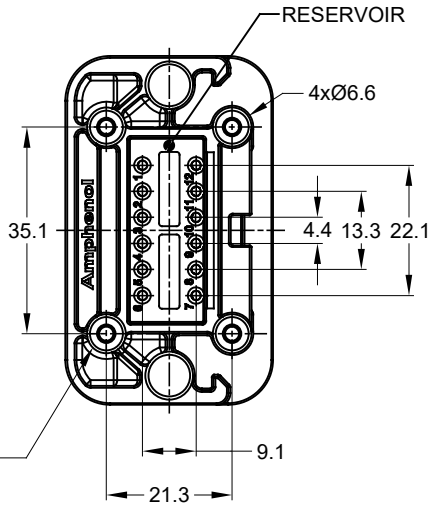
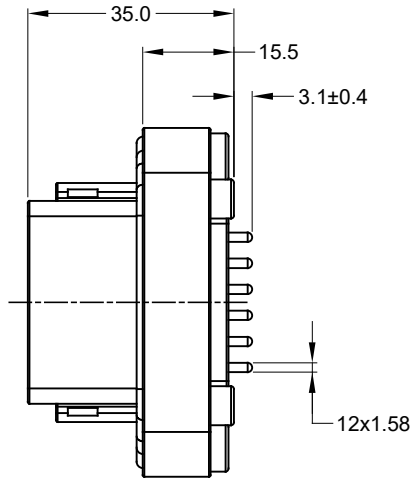
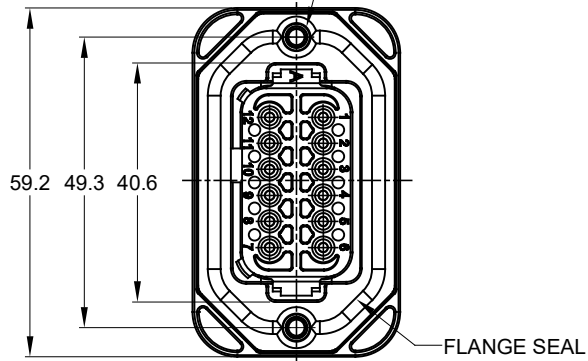
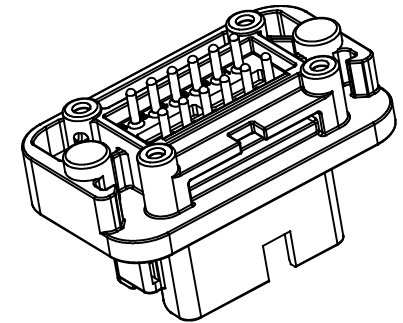


REVISIONS					
REV	ECO	DESCRIPTION	DATE	BY	APPR
A1	--	RELEASE NEW DRAWING	14/DEC/18	BROOK	TOMMY
A2	C110SS	UPDATE DRAWING	19/AUG/19	BROOK	TOMMY
A3	--	REVISED DRAWING	10JUL20	JHEAD	DH

2xØ3.10±0.12x11.18 DP
 RECOMMENDED SCREW: 6-19 [M3.63 x 1.34]
 THREAD-FORMING SCREW,
 TORQUE: 11-15 IN-LB [1.24-1.70 NM]

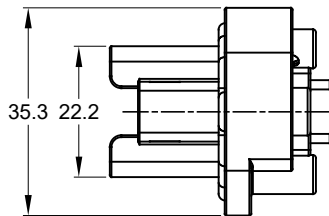


4x Ø2.79±0.12 x8.0 DP
 RECOMMENDED SCREW: 4-20 [M3.12 x 1.27]
 THREAD-FORMING SCREW,
 TORQUE: 6-10 IN-LB [0.68-1.13 NM]



NOTES: UNLESS OTHERWISE SPECIFIED

- MATERIAL:
 HOUSING: THERMOPLASTIC
 SEAL: SILICONE RUBBER
 CONTACT: COPPER ALLOY
- MODIFICATIONS: FLANGE, PCB MOUNT STRAIGHT
- SPECIFICATIONS:
 3.1 CURRENT RATING: 13 AMPS
 3.2 OPERATING TEMPERATURE: -55°C TO +125°C
 3.3 DIELECTRIC WITHSTANDING VOLTAGE: LESS THAN 2 MILLIAMPS CURRENT LEAKAGE @ 1500 VOLTS AC.
 3.4 INSULATION RESISTANCE: 1000 MEGOHMS MIN @ 25°C.
 3.5 MOISTURE RESISTANCE: IP67 (MATED CONDITION)
 3.6 MATING CYCLE DURABILITY: 100 CYCLES
 3.7 RoHS COMPLIANT
- MATING PART: AT06-12S* PLUG (* = MODIFICATIONS)
- ALL DIMENSIONS ARE FOR REFERENCE USE ONLY.
- POTTED CONNECTORS SPECIFIED FOR UP TO 5 P.S.I. APPLICATIONS.

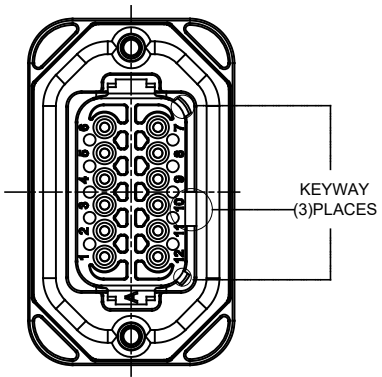


AT15-12PX-BM1X		REF : DT15-12PA-B016, DT15-12PB-B016 , DT15-12PC-B016 , DT15-12PD-B016													
QUANTITY	PART NUMBER	DESCRIPTION	ITEM												
<table border="1"> <tr> <td>UNLESS OTHERWISE SPECIFIED 1) All dimensions are in metric (mm). 2) Tolerances are as follows: 1 PL DEC ±0.30 2 PL DEC ±0.15 3 PL DEC ±0.08 3) Note reference = </td> <td>SIGNATURES DRAWN: BROOK DING 19/AUG/19 CHECKED: ORION LI 19/AUG/19 ENGINEER: APPROVAL: TOMMY XIE 19/AUG/19</td> <td>DATE</td> </tr> <tr> <td>MATERIAL SPECIFICATIONS:</td> <td>CUSTOMER:</td> <td></td> </tr> <tr> <td>PROCESS SPECIFICATIONS:</td> <td colspan="2">THIS DRAWING IS SUPPLIED FOR INFORMATION ONLY. DESIGN FEATURES, SPECIFICATIONS AND PERFORMANCE DATA SHOWN HEREON ARE THE PROPERTY OF THE AMPHENOL CORPORATION. NO RIGHTS OF REPRODUCTION ARE IMPLIED. ALL DIMENSIONS ARE SUBJECT TO NORMAL MANUFACTURING VARIATIONS.</td> </tr> <tr> <td>NEXT ASSY:</td> <td></td> <td></td> </tr> </table>				UNLESS OTHERWISE SPECIFIED 1) All dimensions are in metric (mm). 2) Tolerances are as follows: 1 PL DEC ±0.30 2 PL DEC ±0.15 3 PL DEC ±0.08 3) Note reference =	SIGNATURES DRAWN: BROOK DING 19/AUG/19 CHECKED: ORION LI 19/AUG/19 ENGINEER: APPROVAL: TOMMY XIE 19/AUG/19	DATE	MATERIAL SPECIFICATIONS:	CUSTOMER:		PROCESS SPECIFICATIONS:	THIS DRAWING IS SUPPLIED FOR INFORMATION ONLY. DESIGN FEATURES, SPECIFICATIONS AND PERFORMANCE DATA SHOWN HEREON ARE THE PROPERTY OF THE AMPHENOL CORPORATION. NO RIGHTS OF REPRODUCTION ARE IMPLIED. ALL DIMENSIONS ARE SUBJECT TO NORMAL MANUFACTURING VARIATIONS.		NEXT ASSY:		
UNLESS OTHERWISE SPECIFIED 1) All dimensions are in metric (mm). 2) Tolerances are as follows: 1 PL DEC ±0.30 2 PL DEC ±0.15 3 PL DEC ±0.08 3) Note reference =	SIGNATURES DRAWN: BROOK DING 19/AUG/19 CHECKED: ORION LI 19/AUG/19 ENGINEER: APPROVAL: TOMMY XIE 19/AUG/19	DATE													
MATERIAL SPECIFICATIONS:	CUSTOMER:														
PROCESS SPECIFICATIONS:	THIS DRAWING IS SUPPLIED FOR INFORMATION ONLY. DESIGN FEATURES, SPECIFICATIONS AND PERFORMANCE DATA SHOWN HEREON ARE THE PROPERTY OF THE AMPHENOL CORPORATION. NO RIGHTS OF REPRODUCTION ARE IMPLIED. ALL DIMENSIONS ARE SUBJECT TO NORMAL MANUFACTURING VARIATIONS.														
NEXT ASSY:															
<p style="text-align: center;">Amphenol</p> <p style="text-align: center;">Sine Systems - www.amphenol-sine.com 44724 Morley Drive Clinton Township, MI 48036</p>															
<p style="text-align: center;">BOARDLOCK PCB MOUNT RECEPTACLE 12PIN ENHANCED KEY, STRAIGHT AT SERIES</p>															
SIZE	TYPE	DWG NO.	REVISION												
B	C-	AT15-12PX-BM1X	A2												
SCALE	NONE		SHEET 1 OF 3												

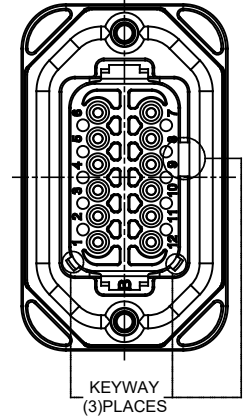
TITLE BOARDLOCK PCB MOUNT RECEPTACLE 12PIN ENHANCED KEY STRAIGHT AT SERIES DWG NO: AT15-12PX-BM1X REV: A2 SH: 1 OF: 3

REVISIONS					
REV	ECO	DESCRIPTION	DATE	BY	APPR
A1	--	RELEASE NEW DRAWING	14/DEC/18	BROOK	TOMMY
A2	C1106S	UPDATE DRAWING	19/AUG/19	BROOK	TOMMY
A3	--	REVISED DRAWING	10JUL20	JHEAD	DH

P/N AT15-12PA-BM1X
KEY-A CONFIGURATION
STANDARD COLOR: GREY



P/N AT15-12PB-BM1X
KEY-B CONFIGURATION
STANDARD COLOR: BLACK



AT15-12PA-BM1X VARIANTS		
CONTACT PLATING	POTTING OR NOT IN RESERVOIR	PART NUMBER
TIN	NO POTTING	AT15-12PA-BM16
TIN	POTTING	AT15-12PA-BM17
GOLD	NO POTTING	AT15-12PA-BM18
GOLD	POTTING	AT15-12PA-BM19

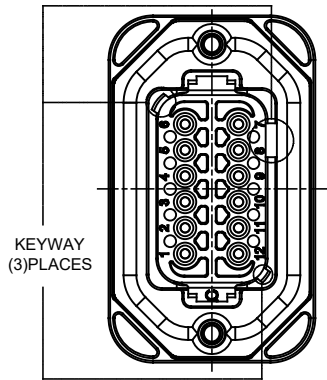
AT15-12PB-BM1X VARIANTS		
CONTACT PLATING	POTTING OR NOT IN RESERVOIR	PART NUMBER
TIN	NO POTTING	AT15-12PB-BM16
TIN	POTTING	AT15-12PB-BM17
GOLD	NO POTTING	AT15-12PB-BM18
GOLD	POTTING	AT15-12PB-BM19

AT15-12PX-BM1X		REF : DT15-12PA-B016, DT15-12PB-B016, DT15-12PC-B016, DT15-12PD-B016	
PART NUMBER		DESCRIPTION	
QUANTITY		ITEM	
MATERIALS LIST			
UNLESS OTHERWISE SPECIFIED 1) All dimensions are in metric(mm). 2) Tolerances are as follows: 1 PL DEC ±0.30 Fractions ±1/64 2 PL DEC ±0.15 Angles ±1° 3 PL DEC ±0.08 3) Note reference =		SIGNATURES DATE DRAWN: BROOK.DING 19/AUG/19 CHECKED: ORION.LI 19/AUG/19 ENGINEER: APPROVAL: TOMMY.XIE 19/AUG/19 CUSTOMER:	
MATERIAL SPECIFICATIONS:		 Sine Systems - www.amphenol-sine.com 44724 Morley Drive Clinton Township, MI 48036 BOARDLOCK PCB MOUNT RECEPTACLE 12PIN ENHANCED KEY, STRAIGHT AT SERIES	
PROCESS SPECIFICATIONS:			
NEXT ASSY:		SIZE TYPE DWG NO. B C- AT15-12PX-BM1X	REVISION A2
		SCALE: NONE	SHEET 2 OF 3

TITLE: BOARDLOCK PCB MOUNT RECEPTACLE 12PIN ENHANCED KEY, STRAIGHT AT SERIES
 DWG NO.: AT15-12PX-BM1X
 REV: A2
 SH: 2
 OF: 3

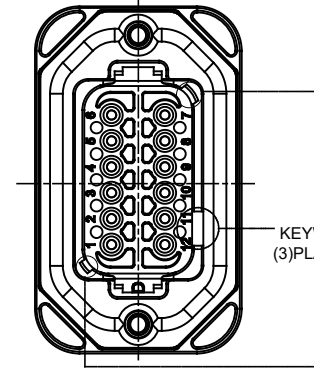
REVISIONS					
REV	ECO	DESCRIPTION	DATE	BY	APPR
A1	--	RELEASE NEW DRAWING	14/DEC/18	BROOK	TOMMY
A2	C1105S	UPDATE DRAWING	19/AUG/19	BROOK	TOMMY
A3	--	REVISED DRAWING	10JUL20	JHEAD	DH

P/N AT15-12PC-BM1X
KEY-C CONFIGURATION
STANDARD COLOR: GREEN



KEYWAY
(3)PLACES

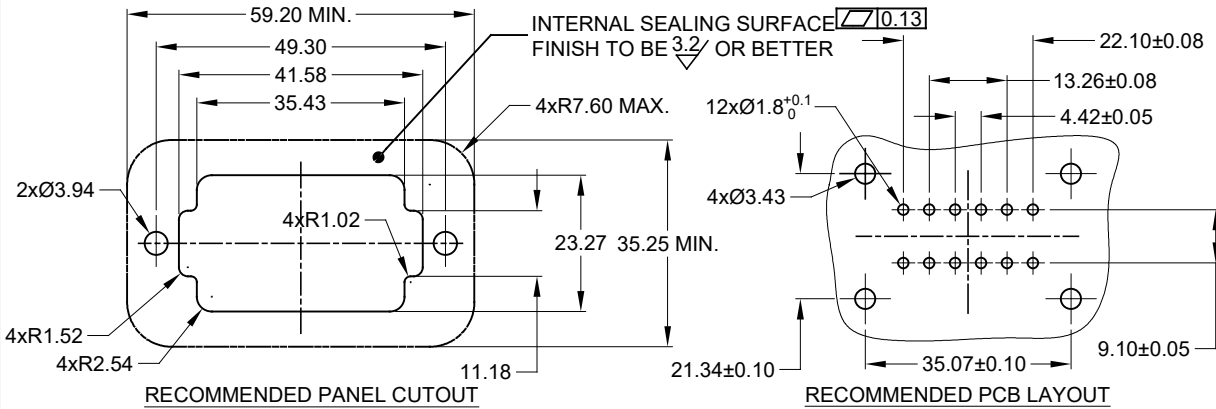
P/N AT15-12PD-BM1X
KEY-D CONFIGURATION
STANDARD COLOR: BROWN



KEYWAY
(3)PLACES

AT15-12PC-BM1X VARIANTS		
CONTACT PLATING	POTTING OR NOT IN RESERVOIR	PART NUMBER
TIN	NO POTTING	AT15-12PC-BM16
TIN	POTTING	AT15-12PC-BM17
GOLD	NO POTTING	AT15-12PC-BM18
GOLD	POTTING	AT15-12PC-BM19

AT15-12PD-BM1X VARIANTS		
CONTACT PLATING	POTTING OR NOT IN RESERVOIR	PART NUMBER
TIN	NO POTTING	AT15-12PD-BM16
TIN	POTTING	AT15-12PD-BM17
GOLD	NO POTTING	AT15-12PD-BM18
GOLD	POTTING	AT15-12PD-BM19



AT15-12PX-BM1X		REF : DT15-12PA-B016, DT15-12PB-B016, DT15-12PC-B016, DT15-12PD-B016		ITEM
PART NUMBER		DESCRIPTION		
QUANTITY		MATERIALS LIST		
UNLESS OTHERWISE SPECIFIED 1) All dimensions are in metric(mm). 2) Tolerances are as follows: 1 PL DEC ±0.50 Fractions ±1/64 2 PL DEC ±0.15 Angles ±1° 3 PL DEC ±0.08		SIGNATURES		DATE
DRAWN: BROCK DING		19/AUG/19		<h1>Amphenol</h1> <p>Sine Systems - www.amphenol-sine.com 44724 Morley Drive Clinton Township, MI 48036</p>
CHECKED: ORION LI		19/AUG/19		
APPROVAL: TOMMY XIE		19/AUG/19		
MATERIAL SPECIFICATIONS:		CUSTOMER:		BOARDLOCK PCB MOUNT RECEPTACLE 12PIN ENHANCED KEY, STRAIGHT AT SERIES
PROCESS SPECIFICATIONS:		THIS DRAWING IS SUPPLIED FOR INFORMATION ONLY. DESIGN FEATURES, SPECIFICATIONS AND PERFORMANCE DATA SHOWN HEREON ARE THE PROPERTY OF THE AMPHENOL CORPORATION. NO RIGHTS OF REPRODUCTION ARE IMPLIED. ALL DIMENSIONS ARE SUBJECT TO NORMAL MANUFACTURING VARIATIONS.		
NEXT ASSY:		SIZE: B C-	TYPE: AT15-12PX-BM1X	REVISION: A2
		SCALE: NONE	SHEET 3 OF 3	

TITLE BOARDLOCK PCB MOUNT RECEPTACLE 12PIN ENHANCED KEY STRAIGHT AT SERIES DWG NO: AT15-12PX-BM1X REV A2 SH 3 OF 3