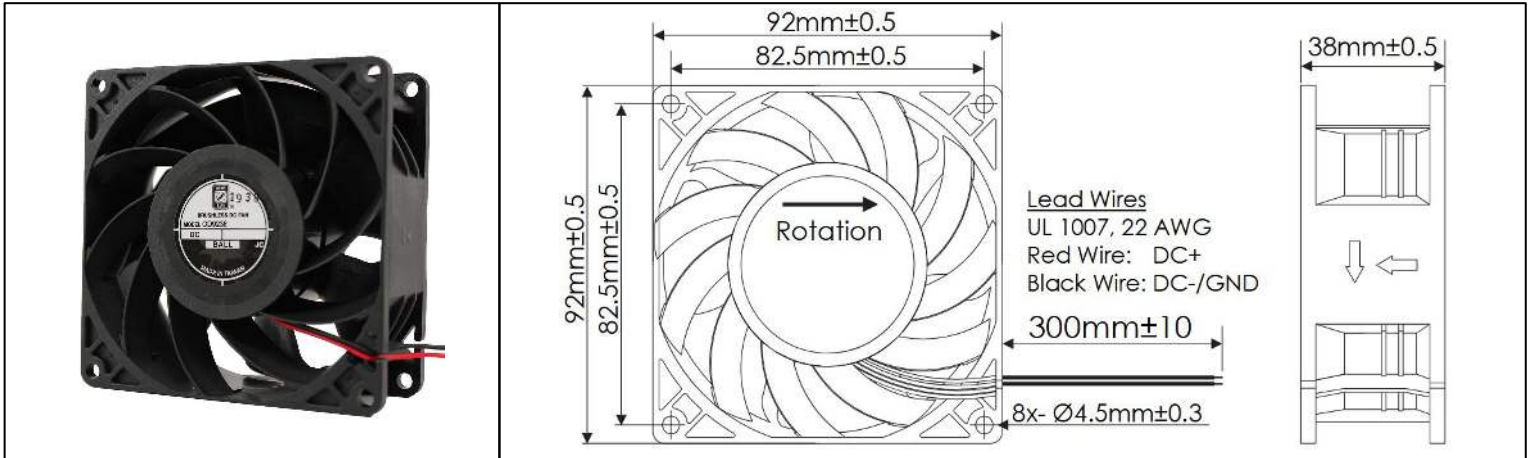


OD9238 Series



DC Fans - 12, 24, 48V
92mm x 38mm (3.62" x 1.5")



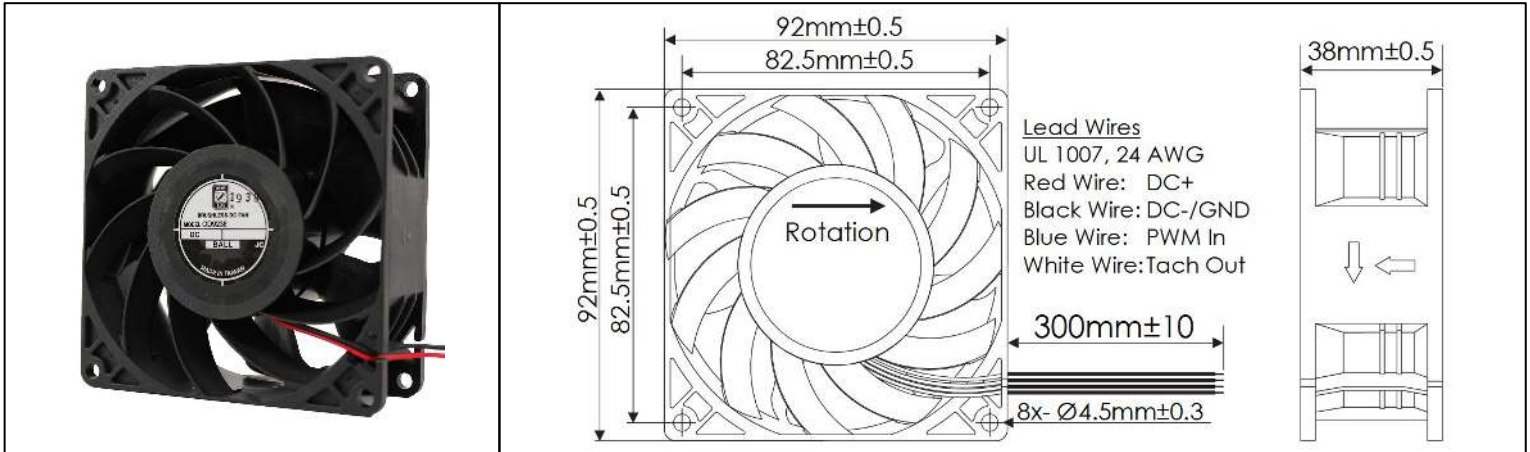
Frame	PBT, UL94 V-0 Plastic	Operating Temperature -20°C ~ +65°C Storage Temperature -20°C ~ +75°C Life Expectancy 60,000 Hours (L10 at 45°C) Available Options PWM Speed Control Tachometer Output Alarm Output Thermistor Speed Control IP Ratings Weight: 0.44 lbs	
Impeller	PBT, UL94 V-0 Plastic		
Connection	2x Lead Wires, 22 AWG		
Motor	Brushless DC, Auto Cutoff, Auto Restart, Polarity Protected, Electronically Protected		
Bearing System	Ball Bearings		
Dielectric Strength	500VDC/min, <5mA		
Insulation Resistance	≥10MΩ @ 500V DC		

Part Number	Rated Voltage (Volts DC)	Voltage Range (Volts DC)	Input Power (Watts)	Rated Current (Amps)	Rated Speed (RPM)	Max Airflow (CFM)	Noise Level (dBA)	Max Static Pressure ("H ₂ O)
OD9238-12HHB	12	10 ~ 13.8	18.2	1.5	5000	110	58.3	0.86
OD9238-12HB	12	10 ~ 13.8	12.1	1.0	4500	100	56.1	0.70
OD9238-12MB	12	10 ~ 13.8	9.70	0.8	4000	89	53.7	0.55
OD9238-12LB	12	10 ~ 13.8	7.20	0.6	3500	78	50.2	0.42
OD9238-24HHB	24	15 ~ 26	10.8	0.45	5000	110	58.3	0.86
OD9238-24HB	24	15 ~ 26	9.60	0.40	4500	100	56.1	0.70
OD9238-24MB	24	15 ~ 26	7.20	0.30	4000	89	53.7	0.55
OD9238-24LB	24	15 ~ 26	4.80	0.20	3500	78	50.2	0.42
OD9238-48HHB	48	28 ~ 52	14.4	0.30	5000	110	58.3	0.86
OD9238-48HB	48	28 ~ 52	12.0	0.25	4500	100	56.1	0.70
OD9238-48MB	48	28 ~ 52	9.60	0.20	4000	89	53.7	0.55
OD9238-48LB	48	28 ~ 52	7.20	0.15	3500	78	50.2	0.42

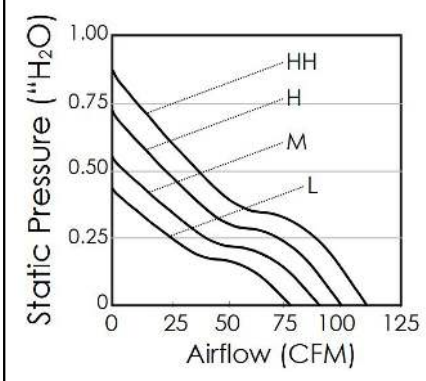
OD9238 Series with PWM and Tach



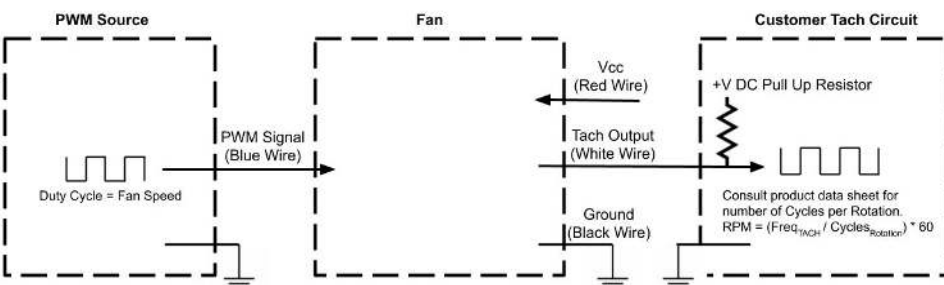
DC Fans - 12, 24, 48V
92mm x 38mm (3.62" x 1.5")



Frame	PBT, UL94 V-0 Plastic	Operating Temperature -20°C ~ +65°C Storage Temperature -20°C ~ +75°C Life Expectancy 60,000 Hours (L10 at 45°C) Installed Options PWM Speed Control Open Collector Tach Output Available Options 5V TTL Tach Output IP Ratings Weight: 0.44 lbs
Impeller	PBT, UL94 V-0 Plastic	
Connection	4x Lead Wires, 24 AWG	
Motor	Brushless DC, Auto Cutoff, Auto Restart, Polarity Protected, Electronically Protected	
Bearing System	Ball Bearings	
Dielectric Strength	500VDC/min, <5mA	
Insulation Resistance	≥10MΩ @ 500V DC	



Part Number	Rated Voltage (Volts DC)	Voltage Range (Volts DC)	Input Power (Watts)	Rated Current (Amps)	Rated Speed (RPM)	Max Airflow (CFM)	Noise Level (dBA)	Max Static Pressure ("H ₂ O)
OD9238-12HHB10A	12	10 ~ 13.8	18.2	1.5	5000	110	58.3	0.86
OD9238-12HB10A	12	10 ~ 13.8	12.1	1.0	4500	100	56.1	0.70
OD9238-12MB10A	12	10 ~ 13.8	9.70	0.8	4000	89	53.7	0.55
OD9238-12LB10A	12	10 ~ 13.8	7.20	0.6	3500	78	50.2	0.42
OD9238-24HHB10A	24	15 ~ 26	10.8	0.45	5000	110	58.3	0.86
OD9238-24HB10A	24	15 ~ 26	9.60	0.40	4500	100	56.1	0.70
OD9238-24MB10A	24	15 ~ 26	7.20	0.30	4000	89	53.7	0.55
OD9238-24LB10A	24	15 ~ 26	4.80	0.20	3500	78	50.2	0.42
OD9238-48HHB10A	48	28 ~ 52	14.4	0.30	5000	110	58.3	0.86
OD9238-48HB10A	48	28 ~ 52	12.0	0.25	4500	100	56.1	0.70
OD9238-48MB10A	48	28 ~ 52	9.60	0.20	4000	89	53.7	0.55
OD9238-48LB10A	48	28 ~ 52	7.20	0.15	3500	78	50.2	0.42



- Tach Max Pullup Voltage: Fan +Vcc
- Tach Max Sink Current: 5mA
- Tach Cycles per Rotation: 2
- PWM Max High Voltage: 5V
- PWM Max Sink Current: 5mA
- PWM Frequency Range: 1KHz-100KHz
- PWM Typical Frequency: 25KHz
- PWM Duty Cycle for Startup: 25%
- RPM at 0% Duty Cycle: 0 RPM
- RPM will be full speed if PWM input is disconnected.