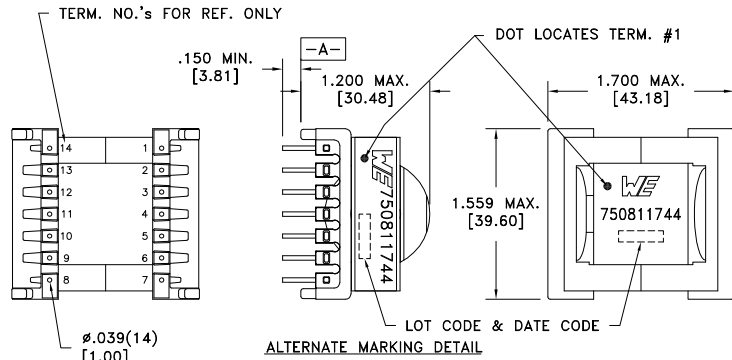


CUSTOMER TERMINAL	RoHS	LEAD(Pb)-FREE
Sn96%, Ag4%	Yes	Yes

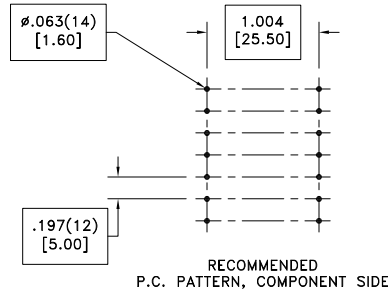
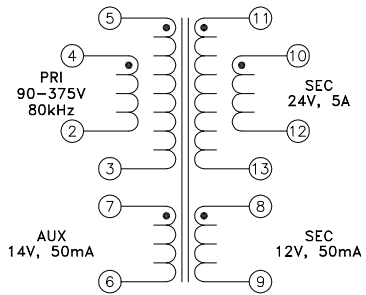


ELECTRICAL SPECIFICATIONS @ 25°C unless otherwise noted:

PARAMETER	TEST CONDITIONS	VALUE
D.C. RESISTANCE	2-5 tie(2+3, 4+5), @20°C	0.365 ohms ±10%
D.C. RESISTANCE	6-7 @20°C	0.090 ohms ±10%
D.C. RESISTANCE	8-9 @20°C	0.242 ohms ±10%
D.C. RESISTANCE	10-13 tie(10+11, 12+13), @20°C	0.015 ohms max.
INDUCTANCE	2-5 tie(2+3, 4+5), 10kHz, 100mVAC, Ls	450uH ±10%
SATURATION CURRENT	2-5 tie(2+3, 4+5), 20% rolloff from initial	6A
LEAKAGE INDUCTANCE	2-5 tie(2+3, 4+5, 6+7, 8+9+10+11+12+13), 100kHz, 100mVAC, Ls	15uH typ., 30uH max.
DIELECTRIC	2-13 tie(4+5+6, 9+10+11), 4500VAC, 1 second	-
DIELECTRIC	2-7 625VAC, 1 second	-
TURNS RATIO	(5-3):(4-2)	1:1, ±1%
TURNS RATIO	(5-3):(7-6)	11:1, ±1%
TURNS RATIO	(5-3):(8-9)	12.83:1, ±1%
TURNS RATIO	(5-3):(10-13), tie(10+11, 12+13)	7:1, ±1%



PART MUST INSERT FULLY TO SURFACE A IN RECOMMENDED GRID



Customer to tie terminals 2&3, 4&5, 10&11 and 12&13 on PC board.

Application of the transformer allows for the leadwires between terminals 2&3 and 4&5 to solder bridge.

GENERAL SPECIFICATIONS:

OPERATING TEMPERATURE RANGE: -40°C to +125°C including temp rise.

Designed to comply with the following requirements as defined by IEC61558-2-16:
- Reinforced insulation for a primary circuit at a working voltage of 400VDC.

Wire insulation & RoHS status not affected by wire color.
Wire insulation color may vary depending on availability.

REV.	DATE	Packaging Specifications Method: Tray PKG-0904 www.we-online.com/midcom		Tolerances unless otherwise specified: Angles: ±1° Fractions: ±1/64 Decimals: ±.005 [.13] Footprint: ±.001 [.03]	DRAWING TITLE TRANSFORMER	PART NO. 750811744
6A	10/15	SEE REVISION SHEET FOR REVISION LEVEL		This drawing is dual dimensioned. Dimensions in brackets are in millimeters.	eiSos p/n: 750811744	SPECIFICATION SHEET 1 OF 1