
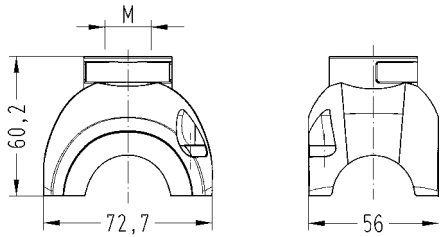

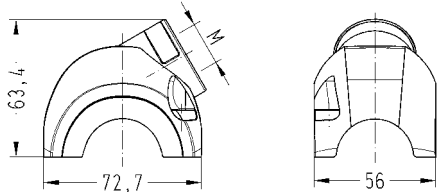

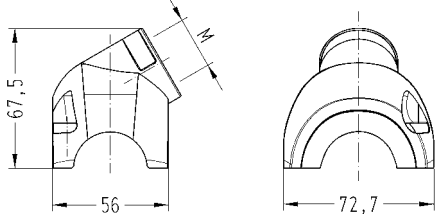




Hoods/housings for outdoor applications
Push button

Yellock

Identification	Cable entry	Part number	Drawing (dimensions in mm)
<p>Han-<i>Yellock</i>®, Shell, Top entry, IP65, IP67</p> 	<p>1x M25</p>	<p>11 13 300 1401</p>	
<p>Han-<i>Yellock</i>®, Shell, Side entry, IP65, IP67</p> 	<p>1x M25</p>	<p>11 13 300 1501</p>	
<p>Han-<i>Yellock</i>®, Shell, Angled entry, IP65, IP67</p> 	<p>1x M25</p>	<p>11 13 300 1601</p>	
<p>Han-<i>Yellock</i>®, Carrier hood, Plain push button, IP65, IP67</p> 		<p>11 13 300 0100</p>	
<p>Han-<i>Yellock</i>®, Carrier hood, Push button, slot, IP65, IP67</p> 		<p>11 13 300 0110</p>	