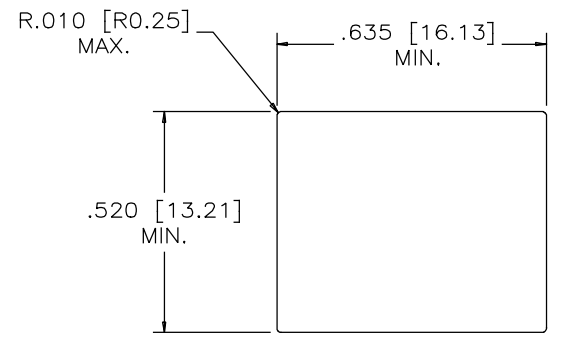
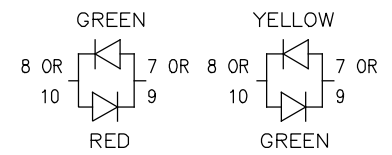
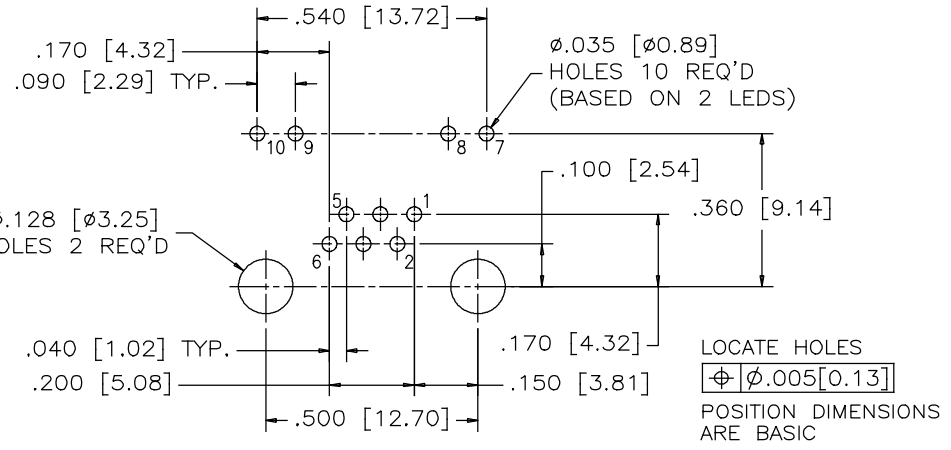
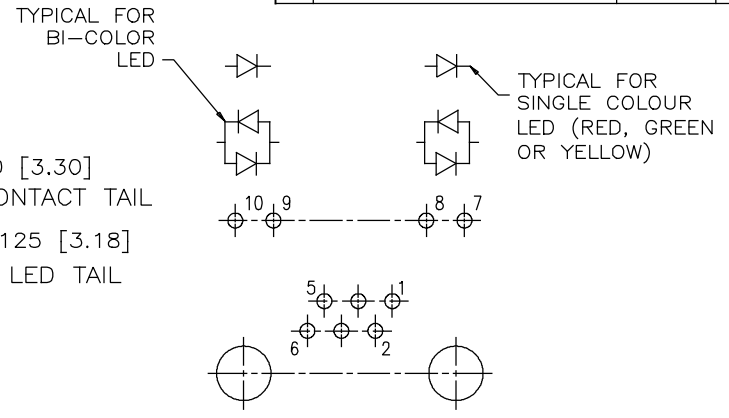
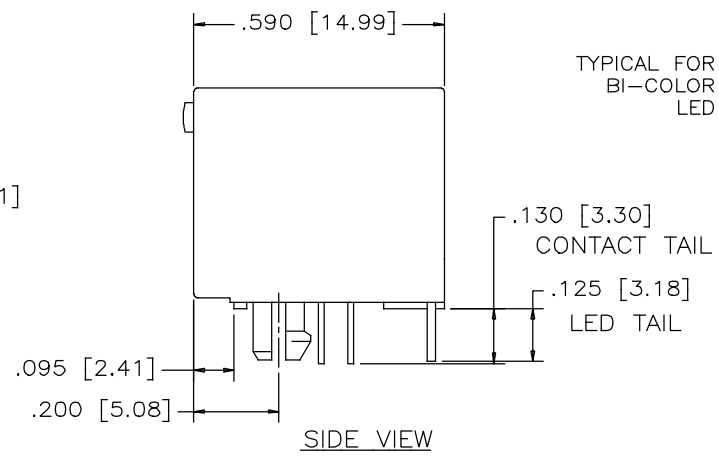
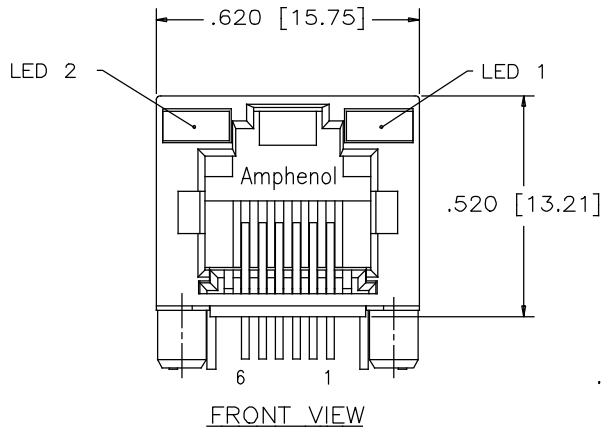


REVISIONS			
REV	DESCRIPTION, ECN, EAR NO.	DATE	APP'D
A	PROPOSAL	MAR08/18	L.CHAN



MATERIALS:
 PLASTIC HOUSING: HIGH TEMPERATURE THERMOPLASTIC
 FLAMMABILITY RATING UL 94V-0

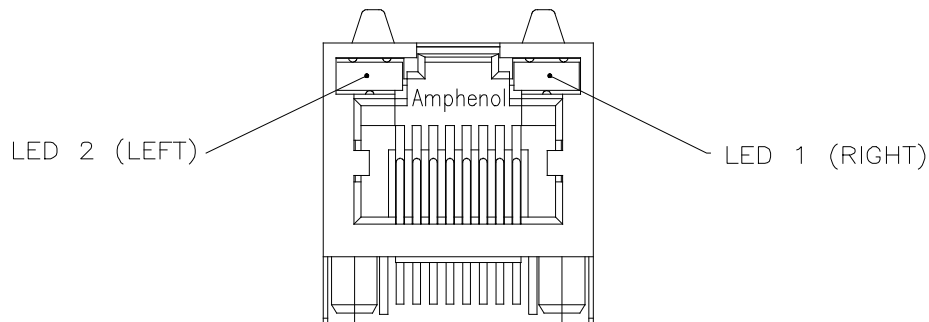
CONTACTS: PHOSPHOR BRONZE
 PLATING: 50 μ" [1.27 MICRONS] MIN. GOLD ON MATING SURFACES.
 50 μ" [1.27 MICRONS] MIN. NICKEL UNDERPLATE
 100 μ" [2.54 MICRONS] MIN. MATTE-TIN ON CONTACT TAILS.

RECOMMENDED SOLDERING TEMPERATURE:
 WAVE SOLDERING AT 260° MAXIMUM FOR 5 SEC MAXIMUM.

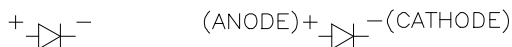
PART NUMBER: RJHSE-706X-A1

REFER TO LED OPTIONS DRAWING FOR ORDERING CODES

UNLESS SPECIFIED OTHERWISE		DRAWN	W. QIU	DATE	MAR08/18	Amphenol Canada Corp. www.amphenolcanada.com
PRIMARY UNITS	INCH	CHECKED	L.CHAN	DATE	MAR08/18	
SECONDARY	MILLIMETER	M.E. APP'D				TITLE
REFERENCE IN PARENTHESES		Q.A. APP'D				SINGLE PORT HIGH SPEED MODULAR JACK CONNECTOR, 6P6C, WITH LED .130" LONG CONTACT TAILS- RoHS COMPLIANT
GENERAL TOLERANCES		DWG APPR.				DWG. NO.
1 DECIMAL PLACE	±0.025	ENG. REL. NO.				P-RJHSE-706X-A1
2 DECIMAL PLACES	±0.020	REF.				REV
3 DECIMAL PLACES	±0.015	THIRD ANGLE PROJECTION				A
ANGULAR DEGREES	±1.0°	DO NOT SCALE DRAWING				CODE ID NO. 03554 DWG SIZE: C SCALE: N/A SHEET 1 OF 1



TYPICAL FOR SINGLE & MULTI-PORT



EXAMPLE:

PART NUMBER RJHSE-538X



LED COLOR CODE

CODE	LED 2 (LEFT)	LED 1 (RIGHT)	CODE	LED 2 (LEFT)	LED 1 (RIGHT)	CODE	LED 2 (LEFT)	LED 1 (RIGHT)
0	BLOCKED	BLOCKED	9	GREEN	BLOCKED	J	BiC RD/GR	YELLOW
1	YELLOW	GREEN	A	BiC GR/YE	BiC GR/YE	K	YELLOW	BiC GR/OR
2	BLOCKED	GREEN	B	BiC RD/GR	BiC RD/GR	L	BiC GR/YE	RED
3	YELLOW	BLOCKED	C	BiC RD/GR	BiC GR/YE	M	RED	YELLOW
4	GREEN	YELLOW	D	GREEN	BiC GR/YE	N	BiC GR/RD	BiC GR/YE
5	GREEN	GREEN	E	YELLOW	BiC GR/YE	P	GREEN	BiC RD/GR
6	YELLOW	YELLOW	F	BiC GR/YE	YELLOW	R	BiC GR/OR	GREEN
7	RED	GREEN	G	BiC GR/OR	BiC GR/OR	T	RED	RED
8	GREEN	RED	H	BiC GR/YE	GREEN	V	BiC RD/GR	GREEN
						W	ADDITIONAL	OPTIONS

EXAMPLE OF ADDITIONAL LED OPTIONS:

PART NUMBER RJHSE-538W-01Y



ADDITIONAL LED COLOR CODE

DENOTES ADDITIONAL LED OPTIONS TO BE USED

CODE	LED 2 (LEFT)	LED 1 (RIGHT)	CODE	LED 2 (LEFT)	LED 1 (RIGHT)	CODE	LED 2 (LEFT)	LED 1 (RIGHT)
0	DO NOT USE		5	BLOCKED	YELLOW	E	BiC GR/YE	BiC GR/RD
1	RED	BLOCKED	6	RED	BiC RD/GR	A	LOWC YE	LOWC YE
2	BiC GR/OR	YELLOW	7	BLOCKED	BiC RD/GR	B	LOWC YE	LOWC GR
3	YELLOW	RED	8	BiC RD/GR	BLOCKED	C	LOWC GR	LOWC YE
4	BLOCKED	RED	9	BiC GR/YE	BLOCKED	D	LOWC GR	LOWC GR
			N	BLUE	RED	M	LOWC RD	LOWC YE

REVISIONS				
SYM	ZONE	ECN, ERN NO.	DATE	APPRD.
B		ADD LED CODE N	AUG16/12	L.C
C		UPDATE RoHS STAMP	AUG30/13	L.C
D		UPDATE SPEC.	MAY07/14	L.C
E		UPDATE SPEC.	APR19/17	L.CHAN

LED SPECIFICATIONS:

FORWARD VOLTAGE: 2.1 VOLTS TYP.

REVERSE VOLTAGE: 5.0 VOLTS MIN.

LUMINOUS INTENSITY: 0.5 mCd MIN.

(AT If=2mA)

OPERATING TEMPERATURE: -55° TO 85° C

LEAD SOLDERING TEMPERATURE: 260° C

(5 SEC, 1/16" FROM CASE)

PLATING ON TAILS: TIN OR TIN/COPPER

ALLOY OVER SILVER

PRIMARY COLOR FOR BI-COLOR

LEDS IN STANDARD ANODE/

CATHODE CONFIGURATION IS:

RED-GREEN= RED

RED-YELLOW= RED

GREEN-YELLOW= GREEN

GREEN-ORANGE= GREEN

LEGEND

BiC=BI-COLOR LED

LOWC=LOW CURRENT LED

YE=YELLOW

GR=GREEN

RD=RED

OR=ORANGE

NOTE:

THE TWO DIGITS PRECEDING THE ADDITIONAL LED CODE MUST BE USED IN THE PART NUMBER, WHEN ORDERING ANY OF THE ADDITIONAL LED OPTIONS.

DRAWN <i>K. LAMBIE</i>	DATE SEP21/04
DESIGNED	
CHECKED	
I. E. APPRD.	
Q. A. APPRD.	
DWG. APPRD.	
ENG. REL. NO.	
REF.	
DIMENSIONS ARE IN INCHES [mm]	CODE ID. NO. 03554

Amphenol Canada Corp.

TITLE
LED OPTIONS FOR RJHSE, SINGLE
OR MULTI-PORT CONNECTORS
- RoHS COMPLIANT

DWG	DRAWING NO.	REV.
	P-RJHSE-LEDS	E
SCALE	WT. -----	SURF. -----
		SHEET 1 OF 1

THIS DOCUMENT CONTAINS PROPRIETARY INFORMATION AND SUCH INFORMATION MAY NOT BE DISCLOSED TO OTHERS FOR ANY PURPOSE OR USED FOR MANUFACTURING PURPOSES WITHOUT WRITTEN PERMISSION FROM AMPHENOL CANADA CORP.