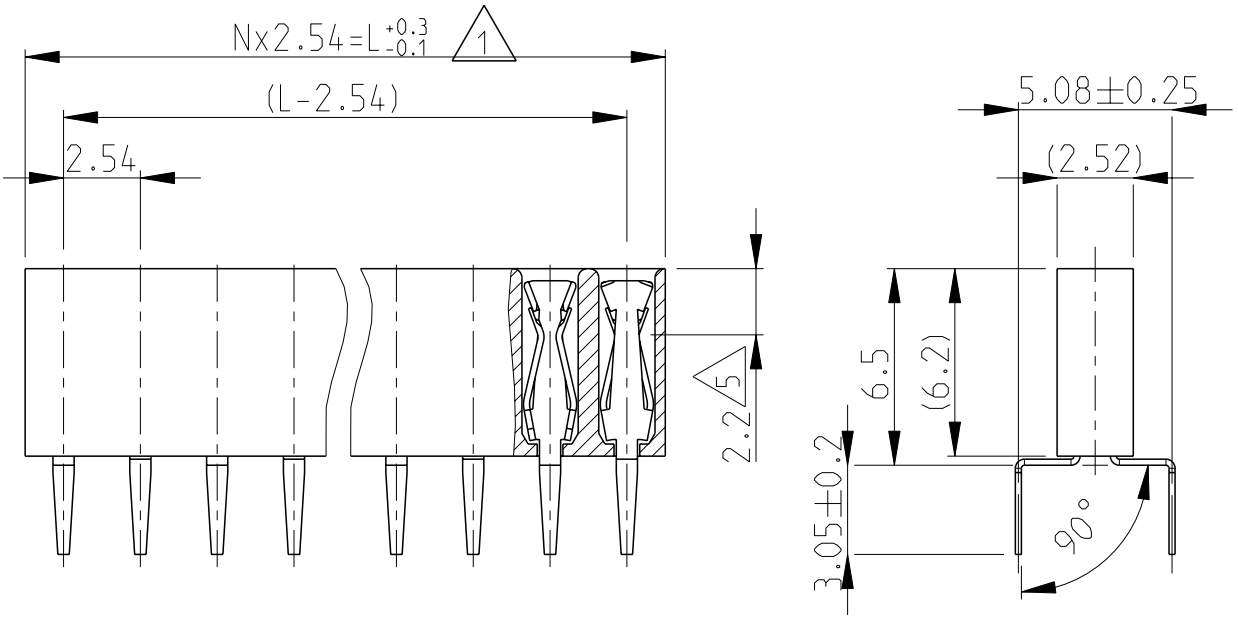


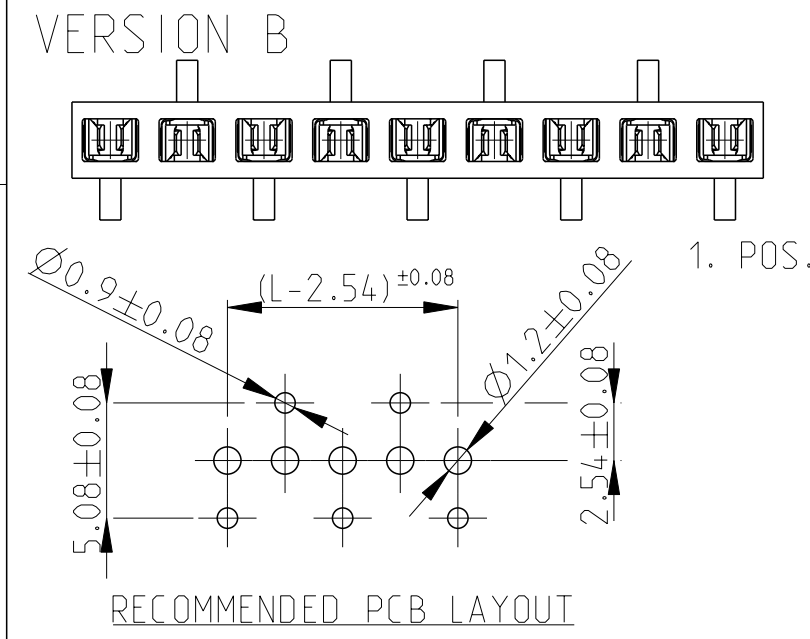
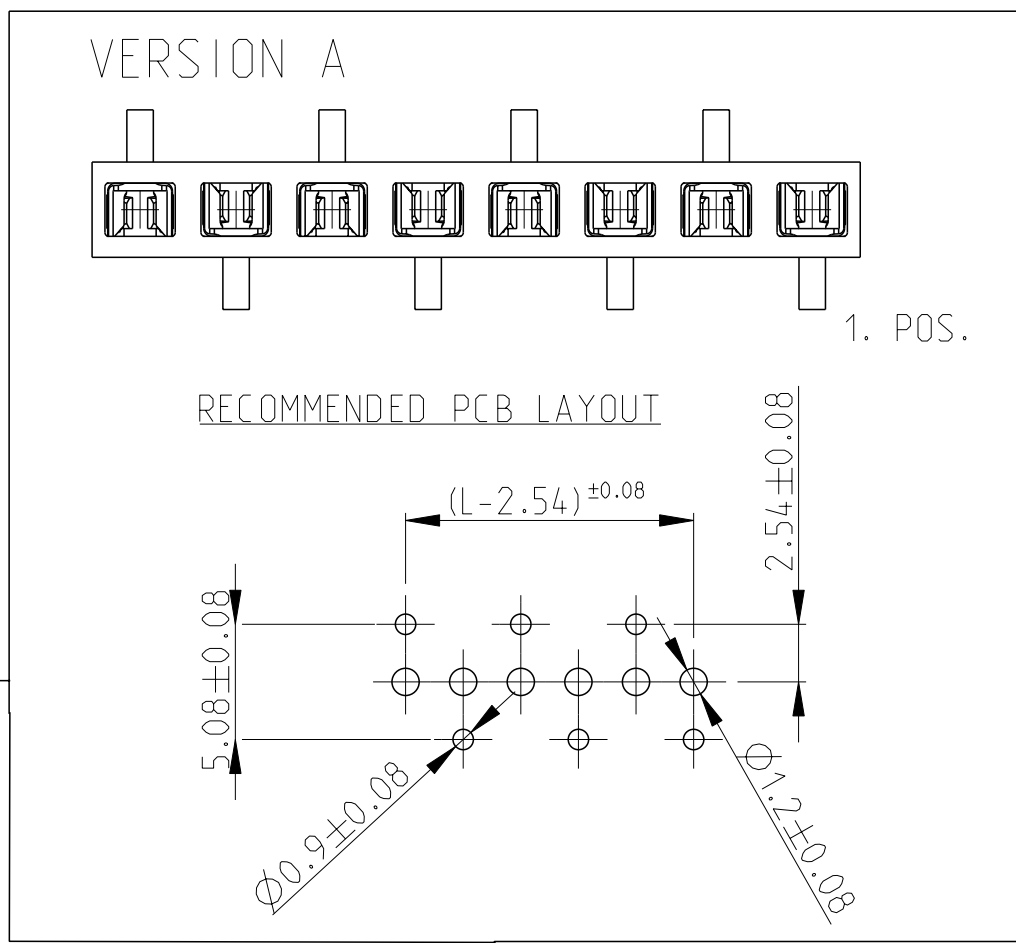
© 2019 TE Connectivity. All Rights Reserved.

VER.	POS. (N)	L ^{+0.3} _{-0.1}	PART-NO.	
A	2	5.08	829265 -2	OBSOLETE
B	3	7.62	-3	
A	4	10.16	-4	
B	5	12.70	-5	
A	6	15.24	-6	OBSOLETE
B	7	17.78	-7	
A	8	20.32	-8	
B	9	22.86	-9	
A	10	25.40	1- -0	
B	11	27.94	1- -1	
A	12	30.48	1- -2	OBSOLETE
B	13	33.02	1- -3	
A	14	35.56	1- -4	
B	15	38.10	1- -5	OBSOLETE
A	16	40.64	1- -6	
B	17	43.18	1- -7	
A	18	45.72	1- -8	
B	19	48.26	1- -9	
A	20	50.80	2- -0	OBSOLETE
B	21	53.34	2- -1	8
A	22	55.88	2- -2	OBSOLETE
B	23	58.42	2- -3	
A	24	60.96	2- -4	
B	25	63.50	2- -5	OBSOLETE
A	26	66.04	2- -6	8
B	27	68.58	2- -7	OBSOLETE
A	28	71.12	2- -8	
B	29	73.66	2- -9	
A	30	76.2	3- -0	
B	31	78.74	3- -1	
A	32	81.28	3- -2	OBSOLETE
B	33	83.82	3- -3	8
A	34	86.36	3- -4	OBSOLETE
B	35	88.90	3- -5	
A	36	91.44	3- 829265 -6	



REVISIONS					
P	LTR	DESCRIPTION	DATE	DWN	APVD
	F	PLASTIC MATERIAL SUPPLIER CHANGE	20MAR2019	SS	PS

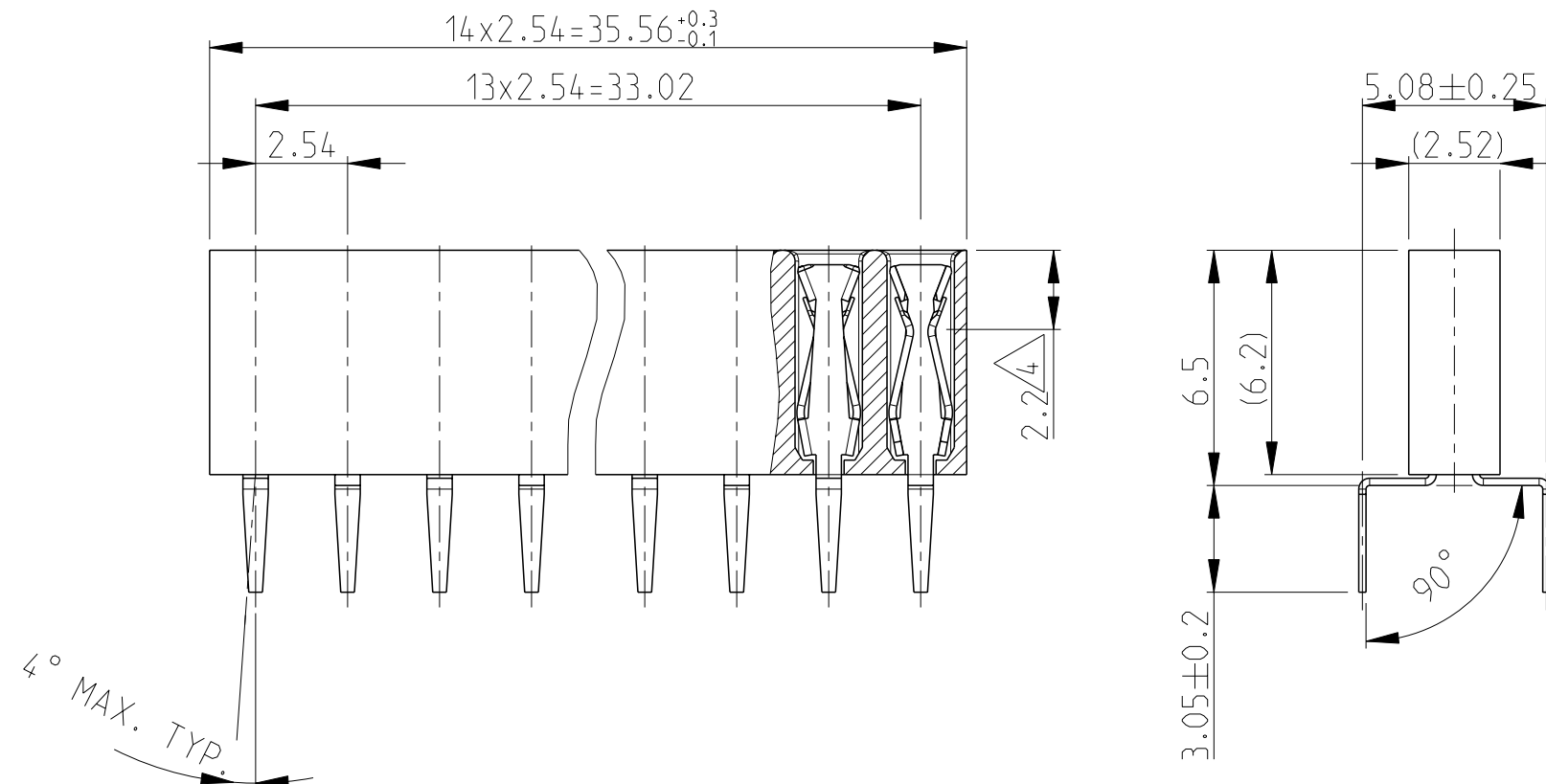
- NOTES:
- 1 TO DETERMINE DIMENSIONS TAKE N = NR. OF POS.
FOR EXAMPLE: 10 POS; N x 2.54 = 25.4mm
FOR ORDER NO: USE BASIC - NR. + NR. OF POS.
FOR EXAMPLE: 2POS. = 829265-2 (SHORTEST VERSION)
36POS. = 3-829265-6 (LONGEST VERSION)
 - 2 HOUSING MATERIAL: PBT GREEN GLASS FILLED, UL 94V-0
CONTACT MATERIAL: PHOSPHOR BRONZE
 - 3 PLATING:
CONTACT SIDE: 0.8 μm GOLD OVER 1.3 μm NICKEL
SOLDER SIDE: 3.0-5.0 μm TIN OVER 1.3 μm NICKEL
 - 4 MATES WITH 0.63 SQUARE/ROUND MODU POSTS
 - 5 CONTACT POINT
 - 6 RECOMMENDED PCB BOARD THICKNESS: 1.6mm
 - 7 HV100 CONNECTOR PACKED IN ANTI-STATIC BLISTER TRAY
 - 8 OBSOLETE PARTS: OBSOLETE CIS STREAMLINING PER D.RENAUD/D. SINISI



THIS DRAWING IS A CONTROLLED DOCUMENT.

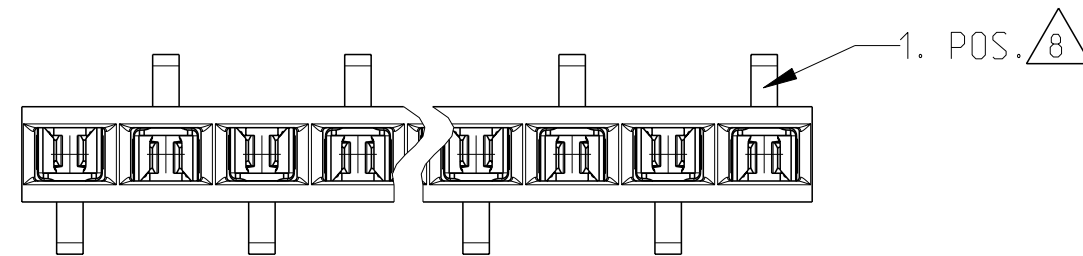
DWN	A.HO	08AUG1988
CHK	M.SCHAARSCHMIDT	10DEC1990
APVD	-	-
PRODUCT SPEC	108-19056	
APPLICATION SPEC	-	
NAME	HV100 CONNECTOR VERTICAL, 6.2mm TOP ENTRY, SINGLE ROW, GOLD	
SIZE	CAGE CODE	DRAWING NO
A3	00779	C-829265
RESTRICTED TO	-	
CUSTOMER DRAWING	SCALE	SHEET
	5:1	1 OF 2
		REV
		F

P	LTR	DESCRIPTION	DATE	DWN	APVD
-	-	SEE SHEET 1	-	-	-

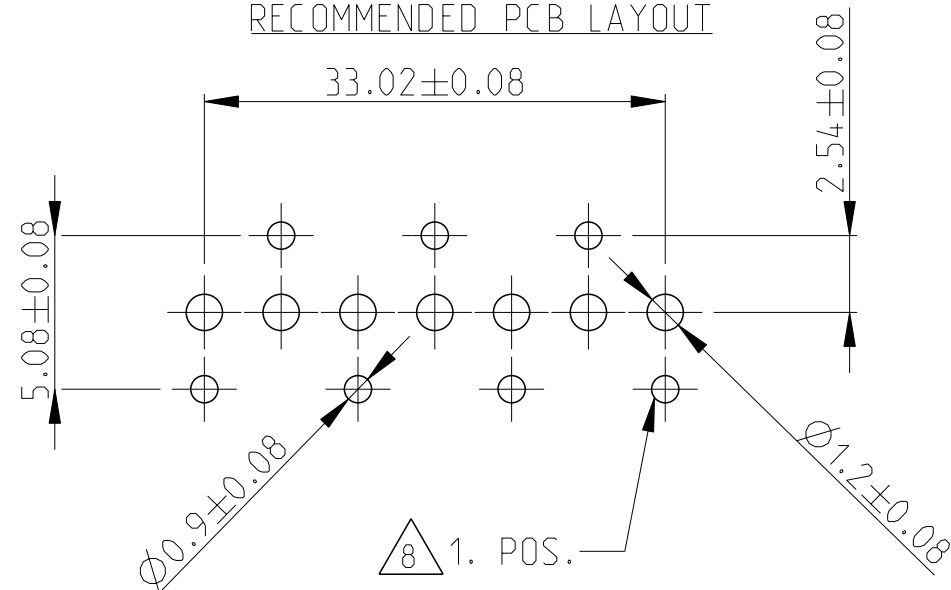


NOTES:

- 1 HOUSING MATERIAL: PBT GREEN GLASS FILLED, UL 94V-0
CONTACT MATERIAL: PHOSPHOR BRONZE
- 2 PLATING:
CONTACT SIDE: 0.8 μm GOLD OVER 1.3 μm NICKEL
SOLDER SIDE : 3.0-5.0 μm TIN OVER 1.3 μm NICKEL
- 3 MATES WITH 0.63 SQUARE/ROUND MODU POSTS
- 4 CONTACT POINT
- 5 RECOMMENDED PC BOARD THICKNESS: 1.6mm
- 6 HV100 CONNECTOR PACKED IN ANTI-STATIC BLISTER TRAY
- 7 OBSOLETE PARTS: OBSOLETE CIS STREAMLINING PER D.RENAUD/D. SINISI
- 8 PAY ATTENTION OF THE POS. OF FIRST CONTACT



RECOMMENDED PCB LAYOUT



FOR FA. DeTeWe ONLY

7 ~~6-829265-4 AS SHOWN~~
~~6-829265-4 WIE GEZEICHNET~~

THIS DRAWING IS A CONTROLLED DOCUMENT.		DWN A.HO 08AUG1988			
DIMENSIONS: mm		CHK M.SCHAARSCHMIDT 10DEC1990			
TOLERANCES UNLESS OTHERWISE SPECIFIED: ±0.20		APVD -	NAME HV100 CONNECTOR VERTICAL, 6.2mm TOP ENTRY, SINGLE ROW, GOLD		
0 PLC ± 1 PLC ± 2 PLC ± 3 PLC ± 4 PLC ± ANGLES ±3°		PRODUCT SPEC 108-19056	SIZE A3	CAGE CODE 00779	DRAWING NO C-829265
MATERIAL 1		FINISH 2	APPLICATION SPEC -	RESTRICTED TO	
CUSTOMER DRAWING			WEIGHT -	SCALE 5:1	SHEET 2 OF 2
			REV F		