

## IB IL 24 SAFE 1-PAC

Order No.: 2861564



<http://eshop.phoenixcontact.de/phoenix/treeViewClick.do?UID=2861564>

Inline safety terminal, complete with accessories (connector and labeling field), 2 N/O contacts, 24 V DC

### Commercial data

GTIN (EAN)	 4 017918 899905
Note	Made-to-order
sales group	K414
Pack	1 pcs.
Customs tariff	85369010
Catalog page information	Page 310 (AX-2009)

<http://www.download.phoenixcontact.com>  
Please note that the data given here has been taken from the online catalog. For comprehensive information and data, please refer to the user documentation. The General Terms and Conditions of Use apply to Internet downloads.

### Product description

The safety terminal block is designed for use within the 24 V section of an INTERBUS Inline station. It can be used as an emergency stop safety relay, protective doorkeeper and secondary switchgear for switching strips and safety mats.

The wiring dictates the safety category.

The principle of the safety switch off is as follows: when the input circuit opens, the safety contacts also open and there is a fail-safe switch off of the following segment circuit of the Inline system.

The fail-safe segment circuit starts at terminal IB IL SAFE 1 and ends with the final terminal before a new line entry or at the end of the station. Only Inline terminals with have been specially approved for this purpose may be used in the fail-safe segment circuit. Please refer to the latest data sheet of the IB IL SAFE 1 or the Internet for information.

## Technical data

### Interface

Name	INTERBUS local bus
Type of connection	Inline data jumper
Transmission speed	500 kBaud

### Digital outputs

Output name	Relay output
Number of outputs	2
Protective circuit	Short-circuit and overload protection Fuse (4 A slow-blow)
Maximum output current per channel	4 A
Nominal load, ohmic	max. 120 W

### Power supply for module electronics

Type of connection	Through the potential jumper
Supply voltage	24 V DC (on S11, S21, S41; supply from: main circuit)
Supply voltage range	20.4 V DC ... 27.6 V DC (including ripple)
Supply current	max. 4 A (Current carrying capacity of potential jumpers)

### General data

Width	73 mm
Height	119.8 mm
Depth	71.5 mm
Weight	250 g
Note on weight specifications	Without plug
Mounting type	DIN rail
Ambient temperature (operation)	-25 °C ... 55 °C
Ambient temperature (storage/transport)	-25 °C ... 85 °C
Permissible humidity (operation)	75 % ... 85 % (75% average, 85% seldom)
Permissible humidity (storage/transport)	75 % ... 85 % (75% average, 85% seldom)
Air pressure (operation)	80 kPa ... 106 kPa (up to 2000 m above mean sea level)
Air pressure (storage/transport)	70 kPa ... 106 kPa (up to 3000 m above mean sea level)
Degree of protection	IP20
Protection class	III, IEC 61140, EN 61140, VDE 0140-1

Mechanical tests	Vibration (operation) in acc. with IEC 60068-2-6:1982 Load 2g, 2h in each direction
	Shock test in acc. with IEC 60068-2-27 5 g, 11 ms period, three shocks in each direction
	Shock test in acc. with IEC 60068-2-27 2g for 11 ms, three shocks in each direction

#### Inline potential routing

Communications power $U_L$	7.5 V (via voltage jumper)
Current consumption from $U_L$	max. 35 mA
Main circuit supply $U_M$	24 V DC
Current consumption from $U_M$	max. 75 mA (HW 01)

#### Relay contact data

Contact type	2 N/O contacts
Type of contact	Positively driven
Switching voltage	24 V DC
Switching current	4 A (at 24 V DC)
Switching capacity	120 W
Min. switching current	100 mA
Switching frequency	max. 10 (Per minute)
Release time	< 20 ms

#### Certificates / Approvals



Certification

GOST, TUEV-N

#### Accessories

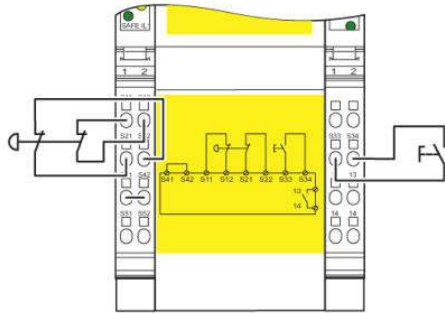
Item	Designation	Description
<b>Marking</b>		
0809492	ESL 62X10	Insert strip for laser printer, lettering field: 62 x 10 mm
2727501	IB IL FIELD 2	Labeling field, width: 12.2 mm

### Plug/Adapter

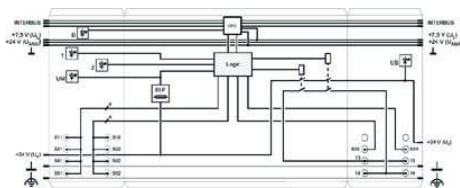
2740805	IB IL SAFE1-PLSET	Connector set for the article IB IL SAFE 1
---------	-------------------	--

### Diagrams/Drawings

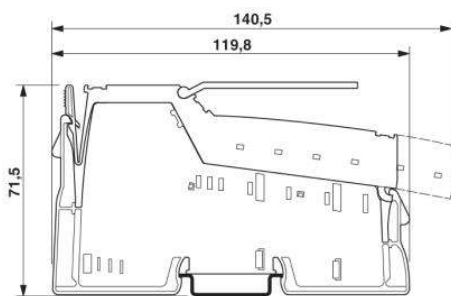
#### Connection diagram



#### Block diagram



#### Dimensioned drawing



**Address**

PHOENIX CONTACT Deutschland GmbH  
Flachmarktstr. 8  
32825 Blomberg, Germany  
Phone +49 5235 3 12000  
Fax +49 5235 3 41200  
<http://www.phoenixcontact.de>



© 2011 Phoenix Contact  
Technical modifications reserved;