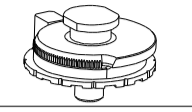
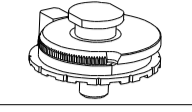


| LOC | DIST | REVISIONS | | | | | |
|-----|------|-----------|-----|-------------|------|-----|------|
| A | 66 | P | LTR | DESCRIPTION | DATE | DWN | APVD |
| | | - | | SEE SHEET 1 | - | - | - |

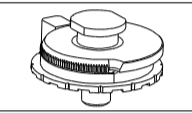
| TERMINAL NAME: KK® Crimp Terminal | | | | | |
|---|------------------------|------------------------------------|-------------------------------------|------|-------------------------------------|
| TE P/N | MOLEX P/N | MOLEX TERMINAL - MOLEX CRIMP SPECS | | | |
| 286698-1 | 08-50-0113 | | | | |
| 286698-2 | 08-55-0101 | CRIMP HEIGHT | WIRE SIZE | | REF SETTING |
| 286698-3 | 08-56-0109 | .032±.001[0.81±0.03mm] | 22AWG or 0.35mm ² | | B8 |
| - | - | .030±.001[0.76±0.03mm] | 24AWG or 0.20mm ² | | C2 |
| - | - | .029±.001[0.74±0.03mm] | 26AWG or 0.12mm ² | | C2 |
| - | - | .028±.001[0.71±0.03mm] | 28AWG or 0.08mm ² | | C4 |
| - | - | .027±.001[0.69±0.03mm] | 30AWG or 0.05mm ² | | C6 |
| - | - | CRIMP | SIZE | TYPE | RANGE |
| - | - | WIRE | .054 [1.37mm] | F | 30-22AWG[0.05-0.35mm ²] |
| - | - | INSUL | .077 [1.96mm] | F | ∅.043-.062[1.09-1.57mm] |
| WIRE STRIP LENGTH .100 - .125 [2.54-3.18mm] | TERM APPL SPEC NONE | FEED .900 [5.08mm] | APPLICATOR INSTRUCTIONS 408-8040 | | SET UP GAGE 458637-1 |



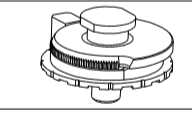
| TERMINAL NAME: KK® Crimp Terminal | | | | | |
|---|------------------------|------------------------------------|-------------------------------------|------|-------------------------------------|
| TE P/N | MOLEX P/N | MOLEX TERMINAL - MOLEX CRIMP SPECS | | | |
| 1949741-1 | 08-70-0048 | | | | |
| 1949741-2 | 08-70-0064 | CRIMP HEIGHT | WIRE SIZE | | REF SETTING |
| - | - | .032±.001[0.81±0.03mm] | 22AWG or 0.35mm ² | | B8 |
| - | - | .030±.001[0.76±0.03mm] | 24AWG or 0.20mm ² | | C2 |
| - | - | .028±.001[0.71±0.03mm] | 26AWG or 0.12mm ² | | C4 |
| - | - | .027±.001[0.69±0.03mm] | 28AWG or 0.08mm ² | | C6 |
| - | - | CRIMP | SIZE | TYPE | RANGE |
| - | - | WIRE | .054 [1.37mm] | F | 28-22AWG[0.08-0.35mm ²] |
| - | - | INSUL | .077 [1.96mm] | F | ∅.047-.067[1.20-1.70mm] |
| WIRE STRIP LENGTH .100 - .125 [2.54-3.18mm] | TERM APPL SPEC NONE | FEED .900 [5.08mm] | APPLICATOR INSTRUCTIONS 408-8040 | | SET UP GAGE 458637-1 |

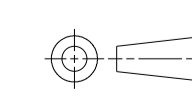


| TERMINAL NAME: KK® Crimp Terminal | | | | | |
|---|------------------------|------------------------------------|-------------------------------------|------|-------------------------------------|
| TE P/N | MOLEX P/N | MOLEX TERMINAL - MOLEX CRIMP SPECS | | | |
| 286698-4 | 08-52-0101 | | | | |
| 286698-5 | 08-65-0815 | CRIMP HEIGHT | WIRE SIZE | | REF SETTING |
| 286698-6 | 08-65-0813 | .032±.001[0.81±0.03mm] | 22AWG or 0.35mm ² | | B8 |
| 286698-9 | 08-70-0046 | .030±.001[0.76±0.03mm] | 24AWG or 0.20mm ² | | C2 |
| I-286698-0 | 08-52-0118 | .028±.001[0.71±0.03mm] | 26AWG or 0.12mm ² | | C4 |
| I-286698-1 | 08-52-0121 | .027±.001[0.69±0.03mm] | 28AWG or 0.08mm ² | | C6 |
| I-286698-2 | 08-50-0321 | .0255±.0005[0.645±0.015] | 30AWG or 0.05mm ² | | C9 |
| I-286698-3 | 08-65-0804 | CRIMP | SIZE | TYPE | RANGE |
| I-286698-4 | 08-65-0801 | WIRE | .054 [1.37mm] | F | 30-22AWG[0.05-0.35mm ²] |
| I-286698-5 | 08-65-0811 | INSUL | .077 [1.96mm] | F | ∅.043-.062[1.09-1.57mm] |
| I-286698-6 | 08-65-0817 | | | | |
| I-286698-7 | 40-07-0815 | | | | |
| I-286698-8 | 97-00-0920 | | | | |
| WIRE STRIP LENGTH .100 - .125 [2.54-3.18mm] | TERM APPL SPEC NONE | FEED .900 [5.08mm] | APPLICATOR INSTRUCTIONS 408-8040 | | SET UP GAGE 458637-1 |



| TERMINAL NAME: KK® Crimp Terminal | | | | | |
|---|------------------------|------------------------------------|-------------------------------------|------|-------------------------------------|
| TE P/N | MOLEX P/N | MOLEX TERMINAL - MOLEX CRIMP SPECS | | | |
| 286698-7 | 97-00-0444 | | | | |
| - | - | CRIMP HEIGHT | WIRE SIZE | | REF SETTING |
| - | - | .032±.001[0.81±0.03mm] | 22AWG or 0.35mm ² | | B8 |
| - | - | .030±.001[0.76±0.03mm] | 24AWG or 0.20mm ² | | C2 |
| - | - | .028±.001[0.71±0.03mm] | 26AWG or 0.12mm ² | | C4 |
| - | - | .027±.001[0.69±0.03mm] | 28AWG or 0.08mm ² | | C6 |
| - | - | .0255±.0005[0.645±0.015] | 30AWG or 0.05mm ² | | C9 |
| - | - | CRIMP | SIZE | TYPE | RANGE |
| - | - | WIRE | .054 [1.37mm] | F | 30-22AWG[0.05-0.35mm ²] |
| - | - | INSUL | .077 [1.96mm] | F | ∅.043-.062[1.09-1.57mm] |
| WIRE STRIP LENGTH .100 - .125 [2.54-3.18mm] | TERM APPL SPEC NONE | FEED .900 [5.08mm] | APPLICATOR INSTRUCTIONS 408-8040 | | SET UP GAGE 458637-1 |



| | | | |
|--|--|---|--|
| <small>THIS DRAWING IS A CONTROLLED DOCUMENT FOR TYCO ELECTRONICS CORPORATION IT IS SUBJECT TO CHANGE WITHOUT NOTICE AND IS NOT TO BE REPRODUCED OR TRANSMITTED IN ANY FORM OR BY ANY MEANS, ELECTRONIC OR MECHANICAL, INCLUDING PHOTOCOPYING, RECORDING, OR BY ANY INFORMATION STORAGE AND RETRIEVAL SYSTEM.</small> | | DWN R. KNEPPER 02JUL2007 CHK T. ELBIN 16JAN2008 APVD N. DEMING 16JAN2008 | TE Connectivity Harrisburg, PA 17105-3608 |
| DIMENSIONS: INCHES  | TOLERANCES UNLESS OTHERWISE SPECIFIED: 0 PLC ±. 1 PLC ±0.1 2 PLC ±0.01 3 PLC ±0.001 4 PLC ±0.0001 ANGLES ± | NAME FINE ADJUST SIDE FEED HDM APPLICATOR APPLICATION SPEC WEIGHT CUSTOMER DRAWING | SIZE CAGE CODE DRAWING NO A 00779 C=1855289 RESTRICTED TO SCALE 3:5 SHEET 2 OF 2 REV B1 |