



ULTRA-FAST RECOVERY RECTIFIER DIODES

MAIN PRODUCTS CHARACTERISTICS

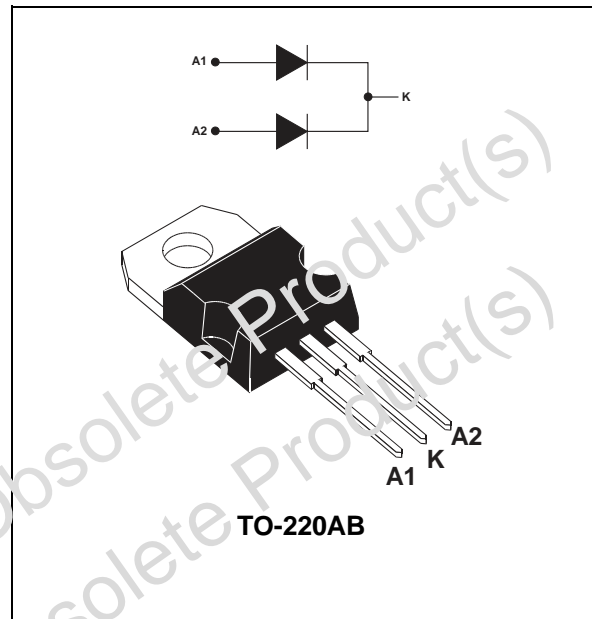
I_{F(AV)}	2 x 12 A
V_{RRM}	200 V
T_j (max)	150°C
V_F (max)	0.99 V
trr (max)	30 ns

FEATURES

- SUITED FOR SMPS
- LOW LOSSES
- LOW FORWARD AND REVERSE RECOVERY TIME
- HIGH SURGE CURRENT CAPABILITY
- HIGH AVALANCHE ENERGY CAPABILITY

Low cost dual center tap rectifier suited for Switch Mode Power Supply and high frequency DC to DC converters.

Packaged in TO-220AB, this device is intended for use in low voltage, high frequency inverters, free wheeling and polarity protection applications.



Symbol	Parameter		Value	Unit	
V _{RRM}	Repetitive peak reverse voltage		200	V	
I _{F(RMS)}	RMS forward current		30	A	
I _{F(AV)}	Average forward current δ = 0.5	T _c = 115°C	Per diode	12	A
			Per device	24	
I _{FSM}	Surge non repetitive forward current		120	A	
	Tp = 10 ms Sinusoidal				
T _{stg}	Storage temperature range		- 65 to + 150	°C	
T _j	Maximum operating junction temperature		+ 150		

STPR2420CT

THERMAL RESISTANCES

Symbol	Parameter		Value	Unit
R _{th(j-c)}	Junction to case	Per diode	2.5	°C/W
		Total	1.4	
R _{th(c)}		Coupling	0.23	

When the diodes 1 and 2 are used simultaneously :

$$\Delta T_j(\text{diode 1}) = P(\text{diode 1}) \times R_{th(j-c)} (\text{Per diode}) + P(\text{diode 2}) \times R_{th(c)}$$

STATIC ELECTRICAL CHARACTERISTICS

Symbol	Parameters	Test conditions		Min.	Typ.	Max.	Unit
I _R *	Reverse leakage current	T _j = 25°C	V _R = V _{RRM}			50	μA
		T _j = 100°C				0.8	mA
V _F **	Forward voltage drop	T _j = 125°C	I _F = 12 A			0.99	V
		T _j = 125°C	I _F = 24 A			1.20	
		T _j = 25°C	I _F = 24 A			1.25	

Pulse test : * t_p = 5 ms, δ < 2 %

** t_p = 380 μs, δ < 2 %

To evaluate the conduction losses use the following equation :

$$P = 0.78 \times I_{F(AV)} + 0.0175 \times I_{F(RMS)}^2$$

RECOVERY CHARACTERISTICS

Symbol	Test conditions		Min.	Typ.	Max.	Unit
t _{rr}	T _j = 25°C	I _F = 0.5A I _{rr} = 0.25A I _R = 1A			30	ns
t _{fr}	T _j = 25°C	I _F = 1A t _r = 10 ns V _{FR} = 1.1 x V _F		20		
V _{FP}	T _j = 25°C	I _F = 1A t _r = 10 ns		3		V

Fig. 1: Average forward power dissipation versus average forward current (per diode).

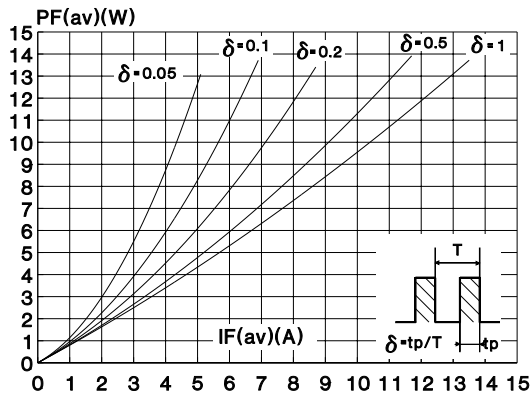


Fig. 2: Peak current versus form factor (per diode).

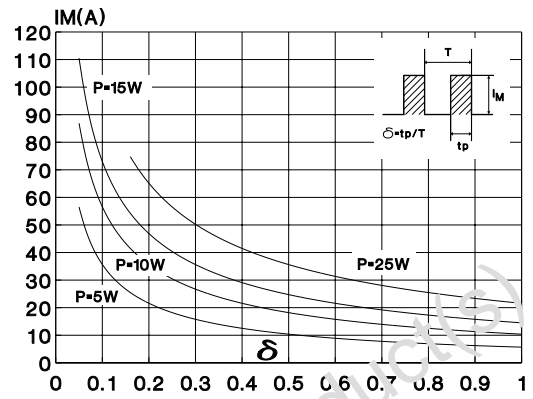


Fig. 3: Average current versus ambient temperature.

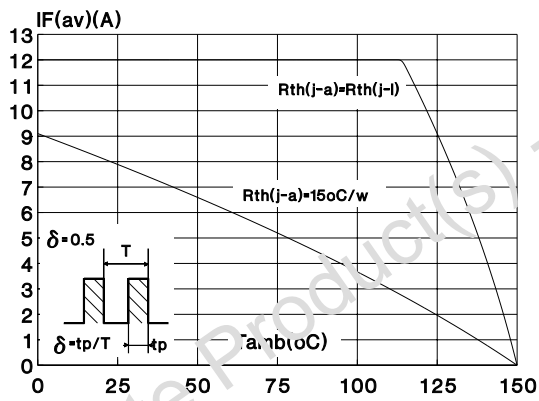


Fig. 4: Non repetitive surge peak forward current versus overload duration (maximum values).

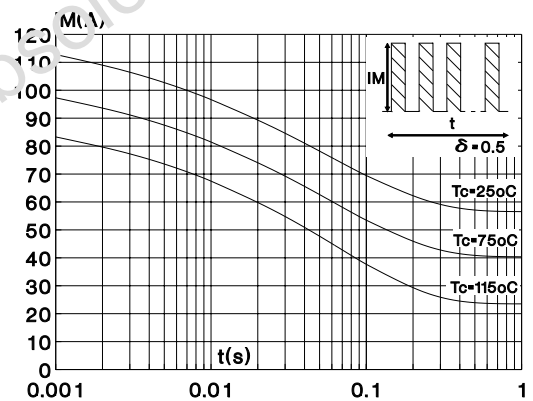


Fig. 5: Relative variation of thermal transient impedance junction to case versus pulse duration.

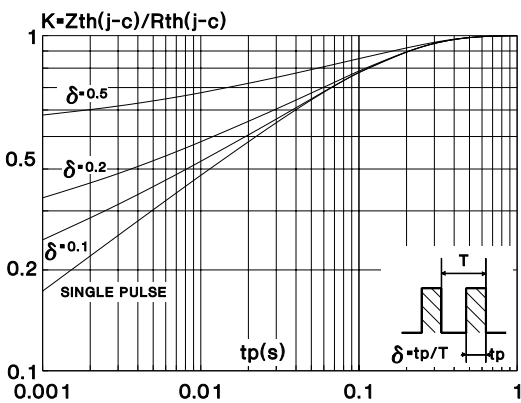


Fig. 6: Forward voltage drop versus forward current.

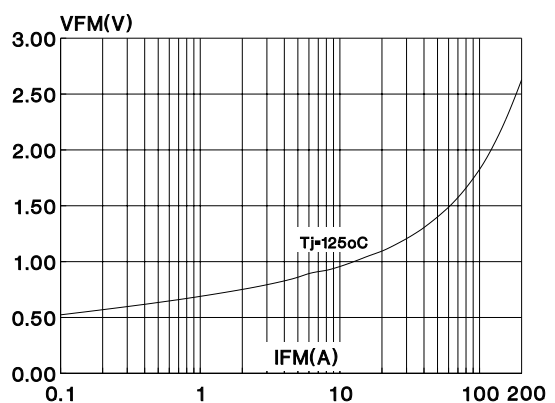


Fig. 7: Junction capacitance versus reverse voltage applied (typical values, per diode).

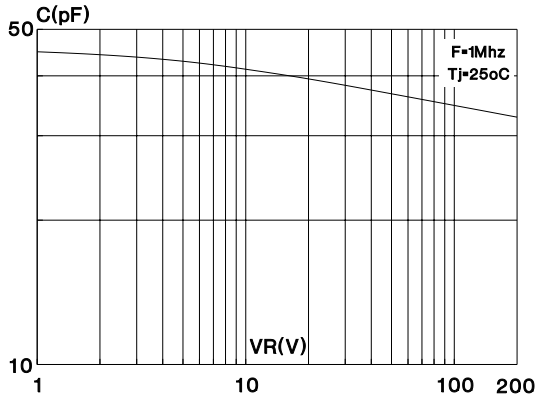


Fig. 8: Recovery charge versus dI_F/dt (per diode).

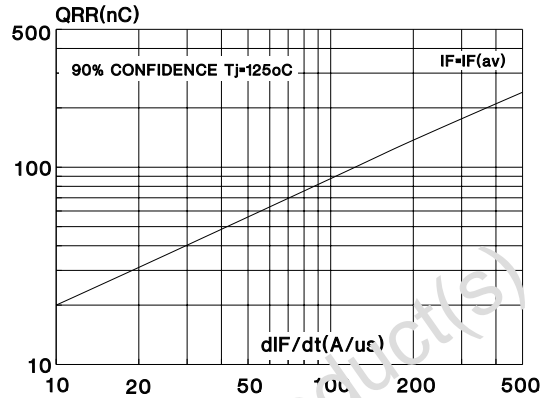


Fig. 9: Peak reverse current versus dI_F/dt (per diode).

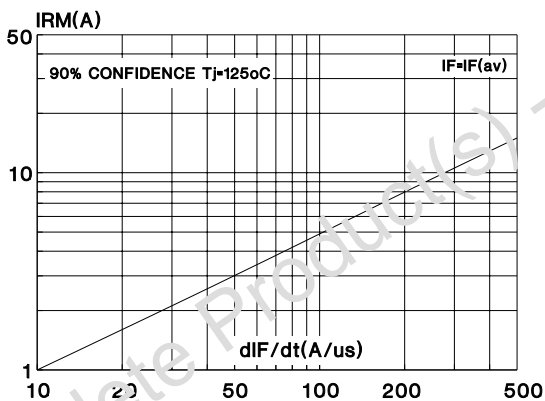
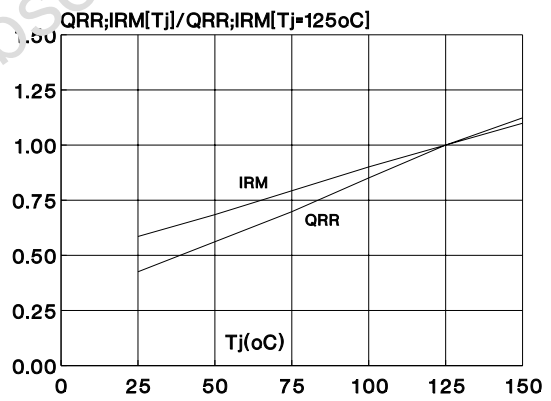
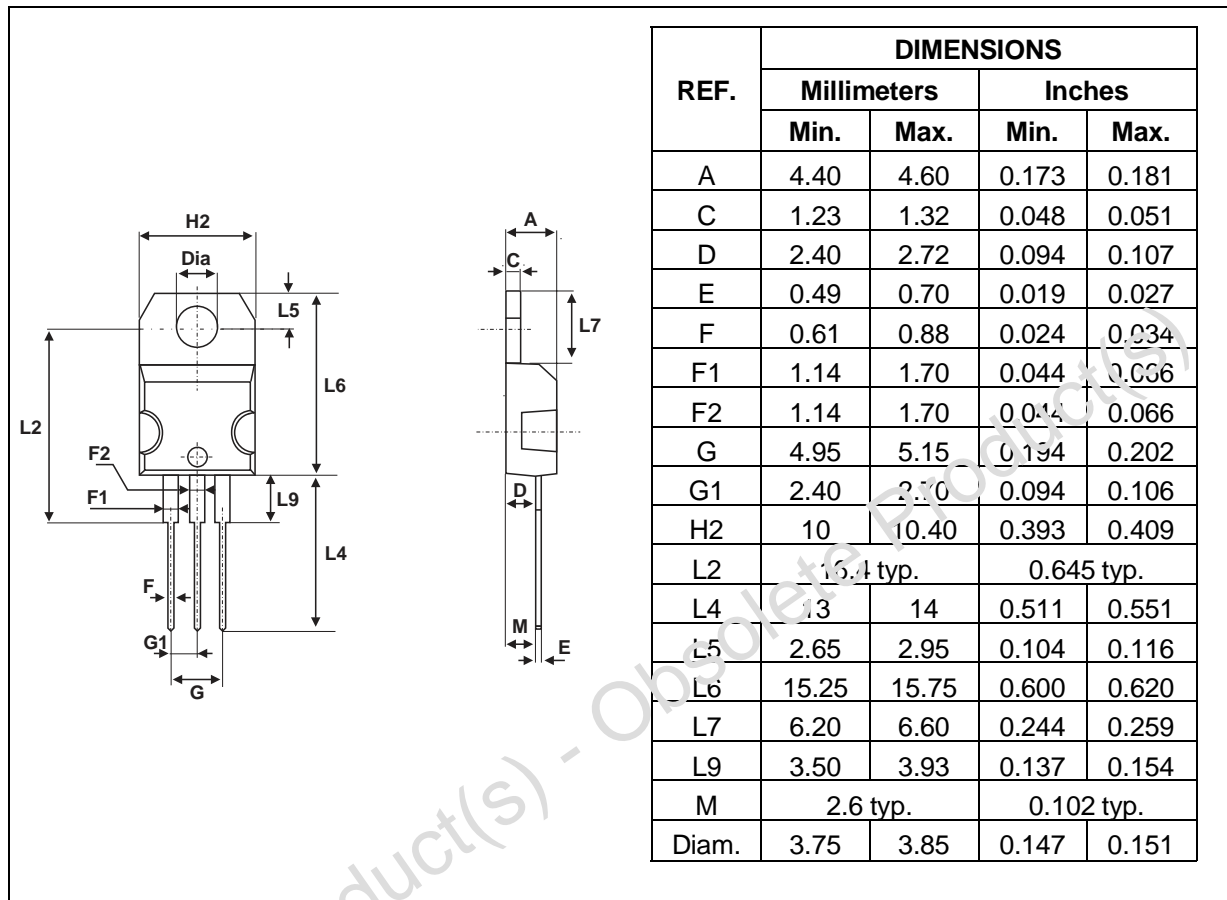


Fig. 10: Dynamic parameters versus junction temperature (per diode).



PACKAGE MECHANICAL DATA

TO-220AB



Information furnished is believed to be accurate and reliable. However, STMicroelectronics assumes no responsibility for the consequences of use of such information nor for any infringement of patents or other rights of third parties which may result from its use. No license is granted by implication or otherwise under any patent or patent rights of STMicroelectronics. Specifications mentioned in this publication are subject to change without notice. This publication supersedes and replaces all information previously supplied.

STMicroelectronics products are not authorized for use as critical components in life support devices or systems without express written approval of STMicroelectronics.

The ST logo is a registered trademark of STMicroelectronics

© 1999 STMicroelectronics - Printed in Italy - All rights reserved.

STMicroelectronics GROUP OF COMPANIES

Australia - Brazil - Canada - China - France - Germany - Italy - Japan - Korea - Malaysia - Malta - Mexico - Morocco -
The Netherlands - Singapore - Spain - Sweden - Switzerland - Taiwan - Thailand - United Kingdom - U.S.A.

<http://www.st.com>

