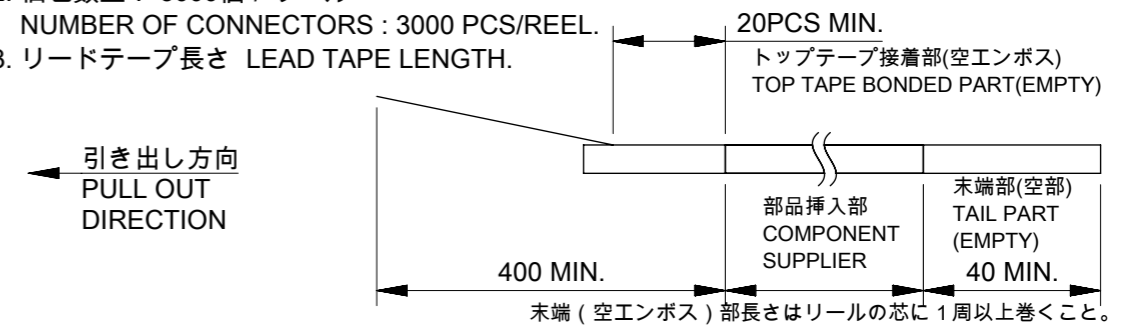
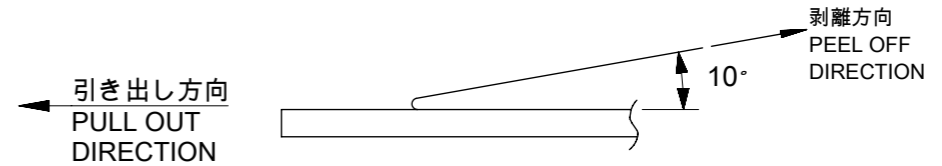


NOTES

- 製品詳細寸法については製品単体図面を参照下さい。
DETAIL DIMENSION SEE PRODUCT DRAWING.
- 梱包数量 : 3000個 / リール
NUMBER OF CONNECTORS : 3000 PCS/REEL.
- リードテープ長さ LEAD TAPE LENGTH.



- トップテープの剥離強度 : 0.1N~1.3N(10gf~130gf)
(剥離方向は下図参照)
尚、本規格値は出荷時に適用。(但し、輸送時に剥離が発生しないこと。)
PEELING OFF FORCE OF TOP TAPE : 0.1N~1.3N(10gf~130gf)
(PEELING DIRECTION AS SHOWN IN FOLLOWING FIG.)
THIS REQUIREMENT SHOULD BE APPLIED AT SHIPMENT.
PEEL OFF SHOULD NOT BE ALLOWED , DURING TRANSPORTATION.



- 材料 MATERIAL
キャリアテープ (CARRIER TAPE) : ポリスチレン (POLYSTYRENE)
トップテープ (TOP TAPE) : PET , OTHER
リール (REEL) : ポリスチレン (PS) [リサイクル材を含む]

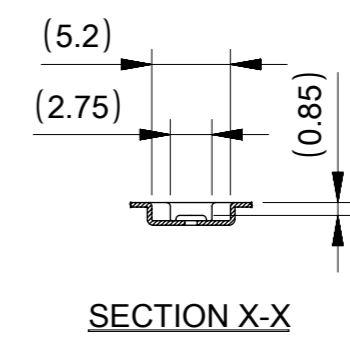
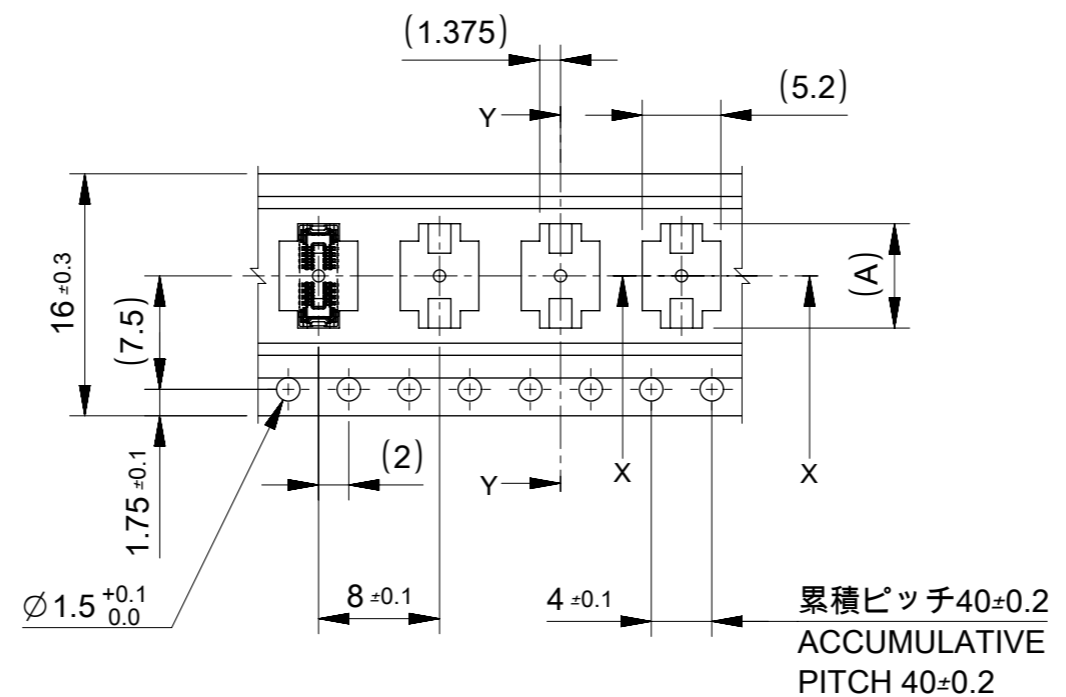
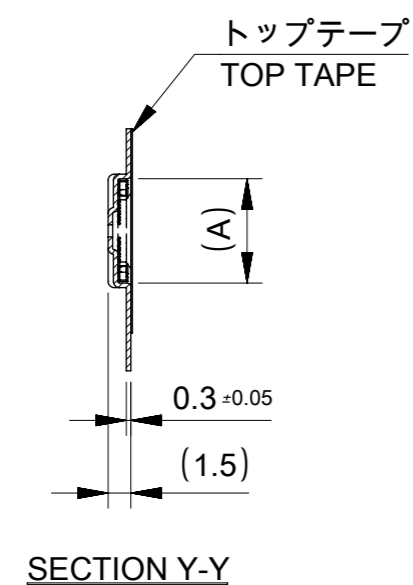
MODEL NO. : 503548**20

THIS DRAWING CONTAINS INFORMATION THAT IS PROPRIETARY TO MOLEX ELECTRONIC TECHNOLOGIES, LLC AND SHOULD NOT BE USED WITHOUT WRITTEN PERMISSION									
EC NO: 118757 DRWN: TMIYAZAKI CHK'D: KTAKAHASHI REVISION: 5 DATE: 2017/02/06	2017/06/29 2017/06/29 2017/06/30	GENERAL TOLERANCES (UNLESS SPECIFIED)		DIMENSION UNITS	SCALE				
		ANGULAR TOL ± °		MM	1:1				
		4 PLACES ±		DRWN BY	DATE	0.4 B-TO-B CONN. HGT=0.7 HI-RETENTION REC ASSY EMBSTP PKG			
		3 PLACES ±		TMIYAZAKI	2017/05/25				
		2 PLACES ±		CHK'D BY	DATE	PRODUCT CUSTOMER DRAWING			
		1 PLACE ±		KTAKAHASHI	2017/06/08				
0 PLACES ±		APPR BY	DATE	SERIES: 503548 MATERIAL NUMBER: SEE SHEET 2 CUSTOMER: GENERAL					
DRAFT WHERE APPLICABLE MUST REMAIN WITHIN DIMENSIONS		MSASAO	2017/06/09					DOCUMENT NUMBER: 5035480000 DOC TYPE: PSD DOC PART: 000 SHEET NUMBER: 1 OF 2	
B	REV	DRAWING SIZE		THIRD ANGLE PROJECTION					
		A3							

THIS DOCUMENT HAS BEEN RE-ISSUED BASED ON SD-503548-006, REV A

RELEASE STATUS: P1 RELEASE DATE: 30.06.2017 07:10:56

引き出し方向
PULL OUT DIRECTION

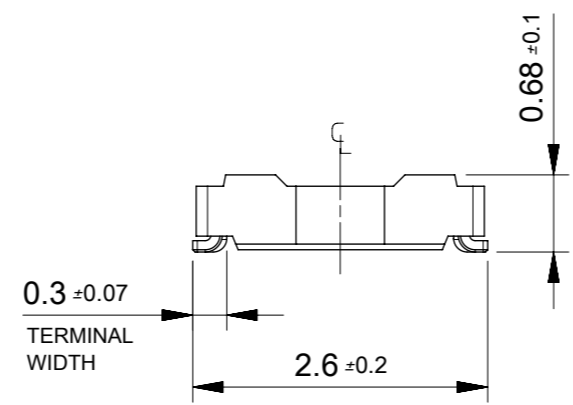
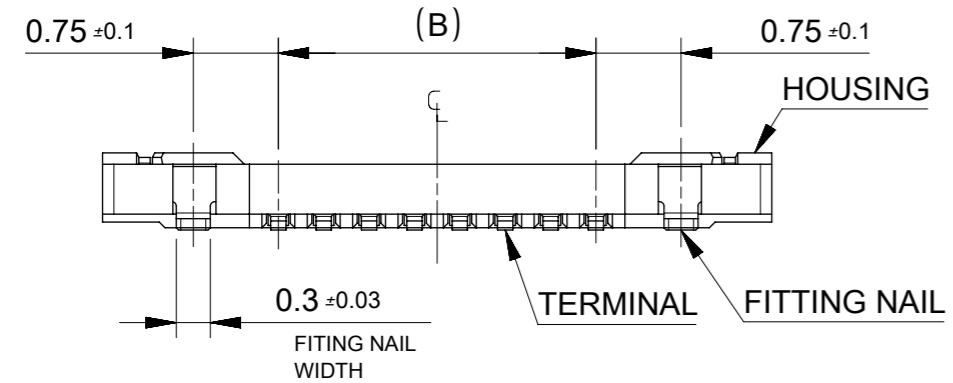
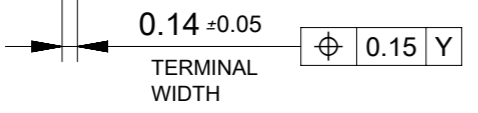
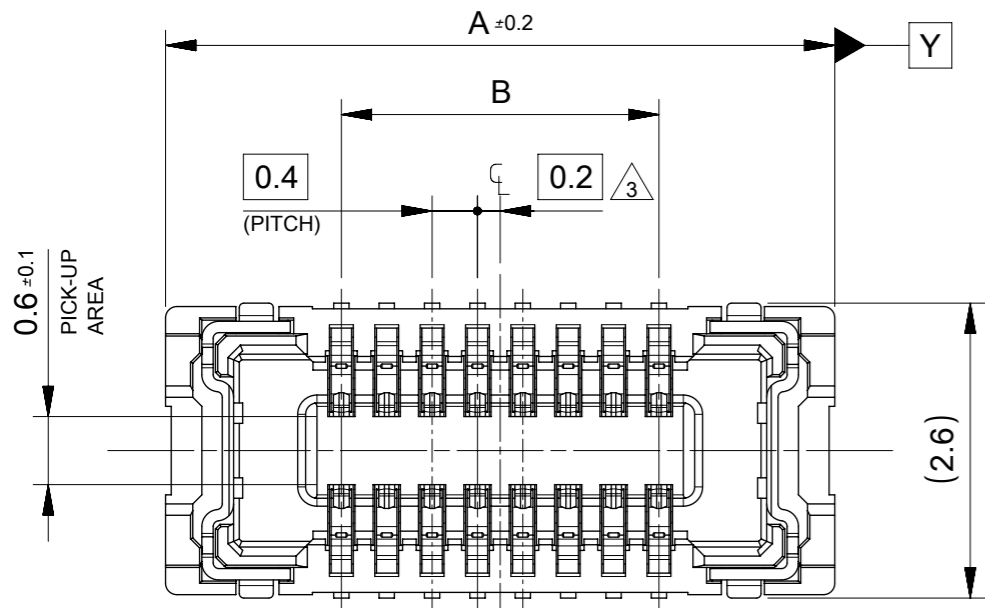


16mm 幅キャリアテープ
16mm WIDTH CARRIER TAPE

16	21.4	17.4	6.5	5035481820	18		
			6.1	5035481620	16		
			5.7	5035481420	14		
			5.3	5035481220	12		
			4.9	5035481020	10		
4.1	5035480620	6					
キャリアテープ幅 CARRIER TAPE WIDTH			C	B	(A)	MATERIAL No.	CKT
						MODEL No. : 503548**20	

THIS DRAWING CONTAINS INFORMATION THAT IS PROPRIETARY TO MOLEX ELECTRONIC TECHNOLOGIES, LLC AND SHOULD NOT BE USED WITHOUT WRITTEN PERMISSION

EC NO: 118757 DRWN: TMIYAZAKI CHK'D: KTAKAHASHI APPR: MSASAO	2017/06/29	2017/06/29	2017/06/30	GENERAL TOLERANCES (UNLESS SPECIFIED) ANGULAR TOL ± ° 4 PLACES ± 3 PLACES ± 2 PLACES ± 1 PLACE ± 0 PLACES ± DRAFT WHERE APPLICABLE MUST REMAIN WITHIN DIMENSIONS	DIMENSION UNITS	SCALE			
					MM	1:1			
					DRWN BY	DATE		TMIYAZAKI	2017/05/25
					CHK'D BY	DATE		KTAKAHASHI	2017/06/08
					APPR BY	DATE		MSASAO	2017/06/09
					DRAWING SIZE	THIRD ANGLE PROJECTION		A3	
0.4 B-TO-B CONN. HGT=0.7 HI-RETENTION REC ASSY EMBSTP PKG									
PRODUCT CUSTOMER DRAWING			SERIES	MATERIAL NUMBER	CUSTOMER				
			503548	SEE CHART	GENERAL				
DOCUMENT NUMBER				DOC TYPE	DOC PART	SHEET NUMBER			
5035480000				PSD	000	2 OF 2			



注記 NOTES

1. 使用材料 MATERIAL

ハウジング : 液晶ポリマー (LCP) UL94V-0 (黒)
 HOUSING: LIQUID CRYSTAL POLYMER UL94V-0 (COLOR: BLACK)
 ターミナル : 銅合金
 TERMINAL : COPPER ALLOY
 金具 : 銅合金
 FITTING NAIL : COPPER ALLOY

2. メッキ仕様 PLATING

ターミナル TERMINAL

金メッキ GOLD
 下地メッキ : ニッケルメッキ
 UNDER PLATING : NICKEL
 ※コンタクト部とテール部の基板接触面には金メッキを施してあります。
 それ以外の箇所は金メッキもしくはニッケルメッキが露出し、
 外観上 色調が異なる場合がありますが、性能には影響ありません。
 但し、コンタクト部とテール部の間にはニッケルメッキで金メッキを分断している箇所があります。

CONTACT AREA : GOLD PLATING
 SOLDER TAIL AREA (PWB CONTACT SURFACE SIDE ONLY) : GOLD PLATING
 OTHER AREAS : GOLD PLATING OR NICKEL PLATING
 NICKEL PLATING DIVIDES BETWEEN THE CONTACT AREA (GOLD PLATING)
 AND SOLDER TAIL AREA (GOLD PLATING).

金具 FITTING NAIL

金メッキ (テール部のみ) GOLD (ONLY TAIL PART)
 下地メッキ : ニッケルメッキ
 UNDER PLATING : NICKEL

△3 (全極数 / 2) = 偶数の場合に適用。
 APPLY FOR (CIRCUIT / 2) = EVEN.

4. 嵌合相手 : 503552 シリーズ

MATE WITH : 503552 SERIES.

5. テール平坦度は、0.08 以下

テール及び金具の平坦度は、0.1 以下

TAIL COPLANARITY TO BE 0.08 MAXIMUM.

TAIL AND FITTING NAIL COPLANARITY TO BE 0.1 MAXIMUM.

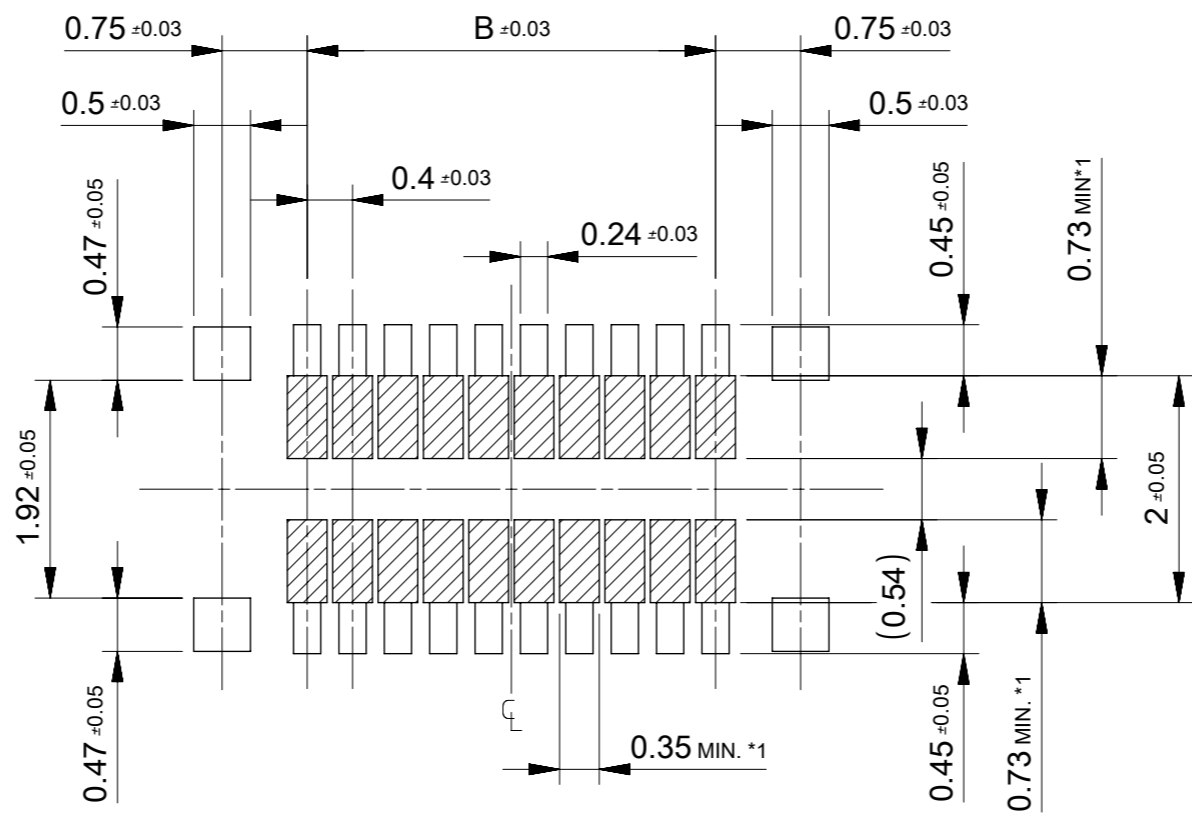
3.2±0.2	6.3	5035481820	18
2.8±0.2	5.9	5035481620	16
2.4±0.2	5.5	5035481420	14
2.0±0.2	5.1	5035481220	12
1.6±0.2	4.7	5035481020	10
0.8±0.1	3.9	5035480620	6
B	A	EMBOSSED PACKAGE	
		オーダー番号 ORDER No.	極数 CIRCUITS
		CONNECTOR SERIES No. : 503548**19	

THIS DRAWING CONTAINS INFORMATION THAT IS PROPRIETARY TO MOLEX ELECTRONIC TECHNOLOGIES, LLC AND SHOULD NOT BE USED WITHOUT WRITTEN PERMISSION

EC NO: 118757 DRWN: TMIYAZAKI CHK'D: KTAKAHASHI APPR: MSASAO	2017/06/29	2017/06/29	2017/06/30	GENERAL TOLERANCES (UNLESS SPECIFIED) ANGULAR TOL ± 1.0 ° 4 PLACES ± 3 PLACES ± 2 PLACES ± 1 PLACE ± 0 PLACES ± DRAFT WHERE APPLICABLE MUST REMAIN WITHIN DIMENSIONS	DIMENSION UNITS	SCALE			
					MM	15:1			
					DRWN BY	DATE		TMIYAZAKI	2017/05/25
					CHK'D BY	DATE		KTAKAHASHI	2017/06/08
					APPR BY	DATE		MSASAO	2017/06/09
				DRAWING SIZE	THIRD ANGLE PROJECTION	A3			
PRODUCT CUSTOMER DRAWING									
SERIES		MATERIAL NUMBER		CUSTOMER					
503548		SEE CHART		GENERAL					
DOCUMENT NUMBER				DOC TYPE	DOC PART	SHEET NUMBER			
5035481000				PSD	002	1 OF 2			

THIS DOCUMENT HAS BEEN RE-ISSUED BASED ON SD-503548-005, REV A

RELEASE STATUS	P1	RELEASE DATE	30.06.2017	07:11:00
----------------	----	--------------	------------	----------



RECOMMENDED P.W. BOARD
PATTERN LAYOUT

- *1 パターン引き回し、および半田禁止エリア
(当該箇所においては、これと接する回路以外の配線を禁止する。
また、接する回路を配線する場合はレジストを施し、この部分に
半田は無きこととする。)
- *1 PROHIBITED AREA OF PATTERN WIRING AND SOLDER.
(FOR EACH AREA, THE WIRING THAT TOUCHES ON THE SOLDER
CAN BE ATTACHED, THEN COVERED WITH A FILM TO KEEP SOLDER OUT.)

THIS DRAWING CONTAINS INFORMATION THAT IS PROPRIETARY TO MOLEX ELECTRONIC TECHNOLOGIES, LLC AND SHOULD NOT BE USED WITHOUT WRITTEN PERMISSION											
EC NO: 118757 DRWN: TMIYAZAKI CHK'D: KTAKAHASHI APPR: MSASAO	2017/06/29	2017/06/29	2017/06/30	GENERAL TOLERANCES (UNLESS SPECIFIED) ANGULAR TOL ± 1.0 ° 4 PLACES ± 3 PLACES ± 2 PLACES ± 1 PLACE ± 0 PLACES ±	DIMENSION UNITS	SCALE					
					MM	15:1					
					DRWN BY	DATE	0.4 B-TO-B CONN. HGT=0.7 W=2.6 HI-RETENTION REC ASSY				
					TMIYAZAKI	2017/05/25					
					CHK'D BY	DATE	PRODUCT CUSTOMER DRAWING				
					KTAKAHASHI	2017/06/08					
			APPR BY	DATE	SERIES MATERIAL NUMBER CUSTOMER 503548 SEE SHEET 1 GENERAL						
			MSASAO	2017/06/09							
			DRAWING SIZE	THIRD ANGLE PROJECTION	DOCUMENT NUMBER DOC TYPE DOC PART SHEET NUMBER 5035481000 PSD 002 2 OF 2						
			A3								
			DRAFT WHERE APPLICABLE MUST REMAIN WITHIN DIMENSIONS								