

"High Frequency Ceramic Solutions"

Preliminary

Splitter; 1560 - 1590 MHz

P/N 1575CH15A0030

Detail Specification: 12/09/08

Page 1 of 3

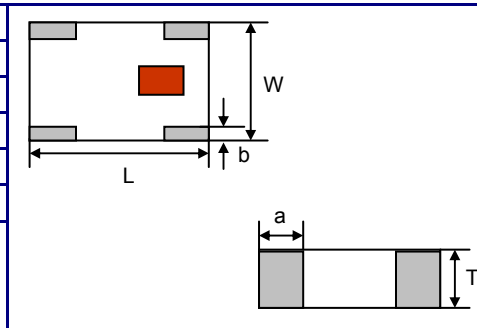
General Specifications

Part Number	1575CH15A0030
Frequency (MHz)	1560 - 1590
Insertion Loss (dB)	3.3 ± 0.5 dB max.
Return Loss (dB)	10.0 min.
Amplitude Balance (dB)	1.0 max.
Phase Deviation	90° ± 3
Isolation (dB)	16.0 min.

Power Capacity	3 Watts max.
Impedance	50 Ω
Reel Quantity	4,000
Operating Temperature	-40 to +85°C
Storage Temperature	+5 ~ +35°C, Humidity 45-75%RH
Storage Period	12 months max.

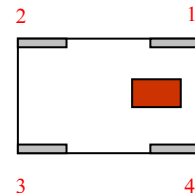
Mechanical Dimensions

	In	mm
L	0.079 ± 0.004	2.00 ± 0.10
W	0.049 ± 0.004	1.25 ± 0.10
T	0.028 ± 0.004	0.70 ± 0.10
a	0.022 ± 0.010	0.56 ± 0.25
b	0.014 ± 0.006	0.35 ± 0.15



Terminal Configuration

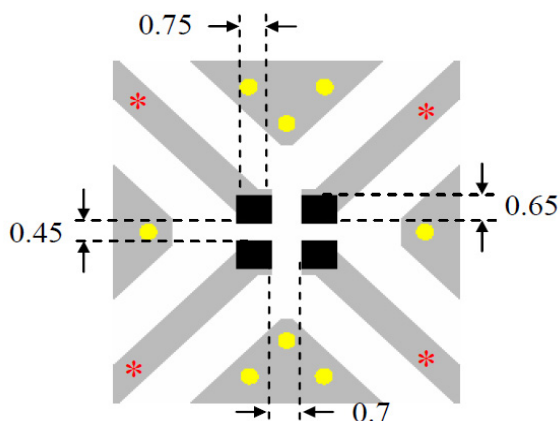
No.	Function
1	50 ohm
2	IN
3	OUT2
4	OUT1






Mounting Considerations

Mount these devices with brown mark facing up.

* Line width should provide 50Ω impedance matching characteristics, depending on PCB material and thickness.

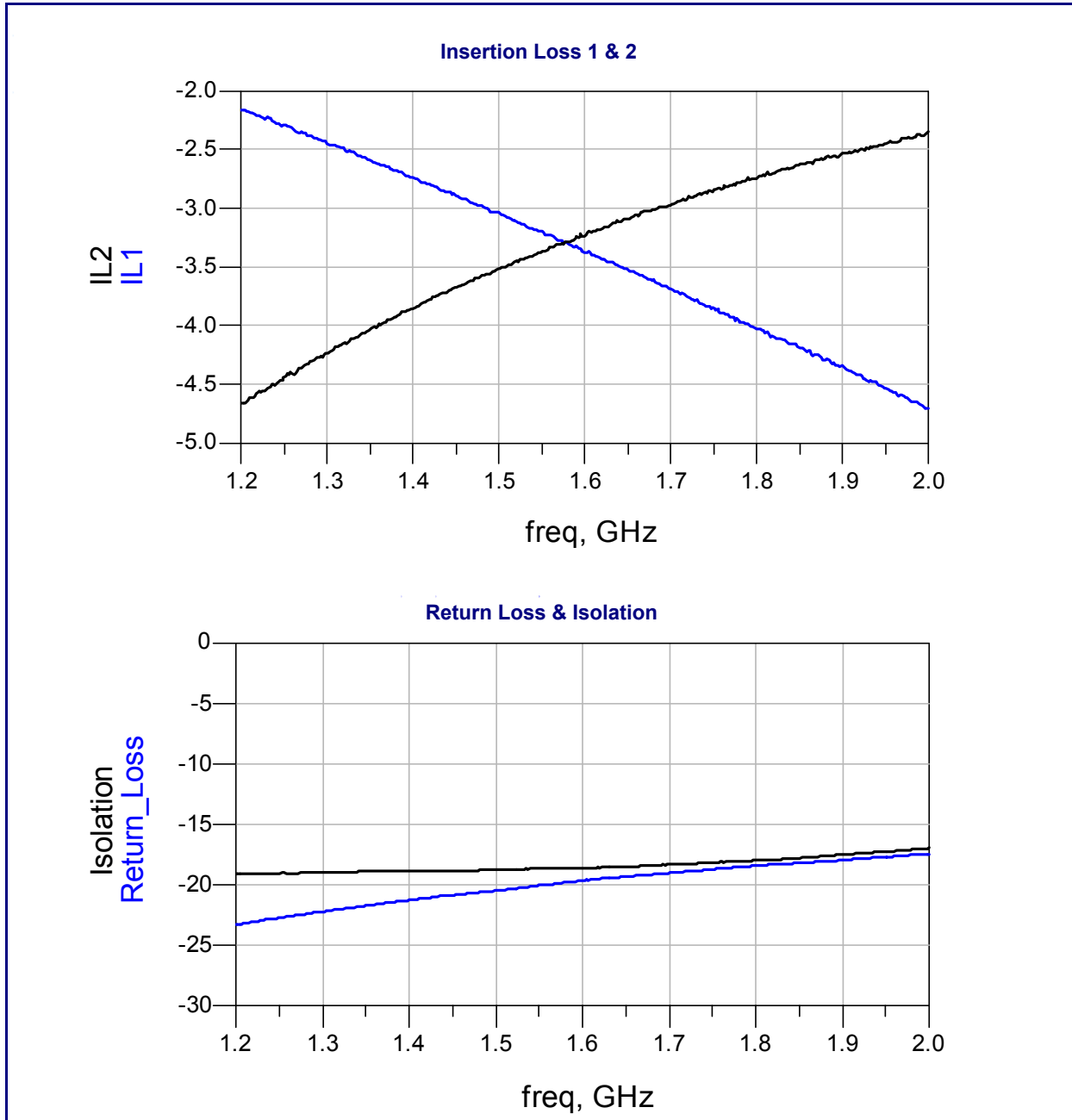


-  Solder Resist
-  Land
-  Through-hole ($\phi 0.35$)

Units: mm

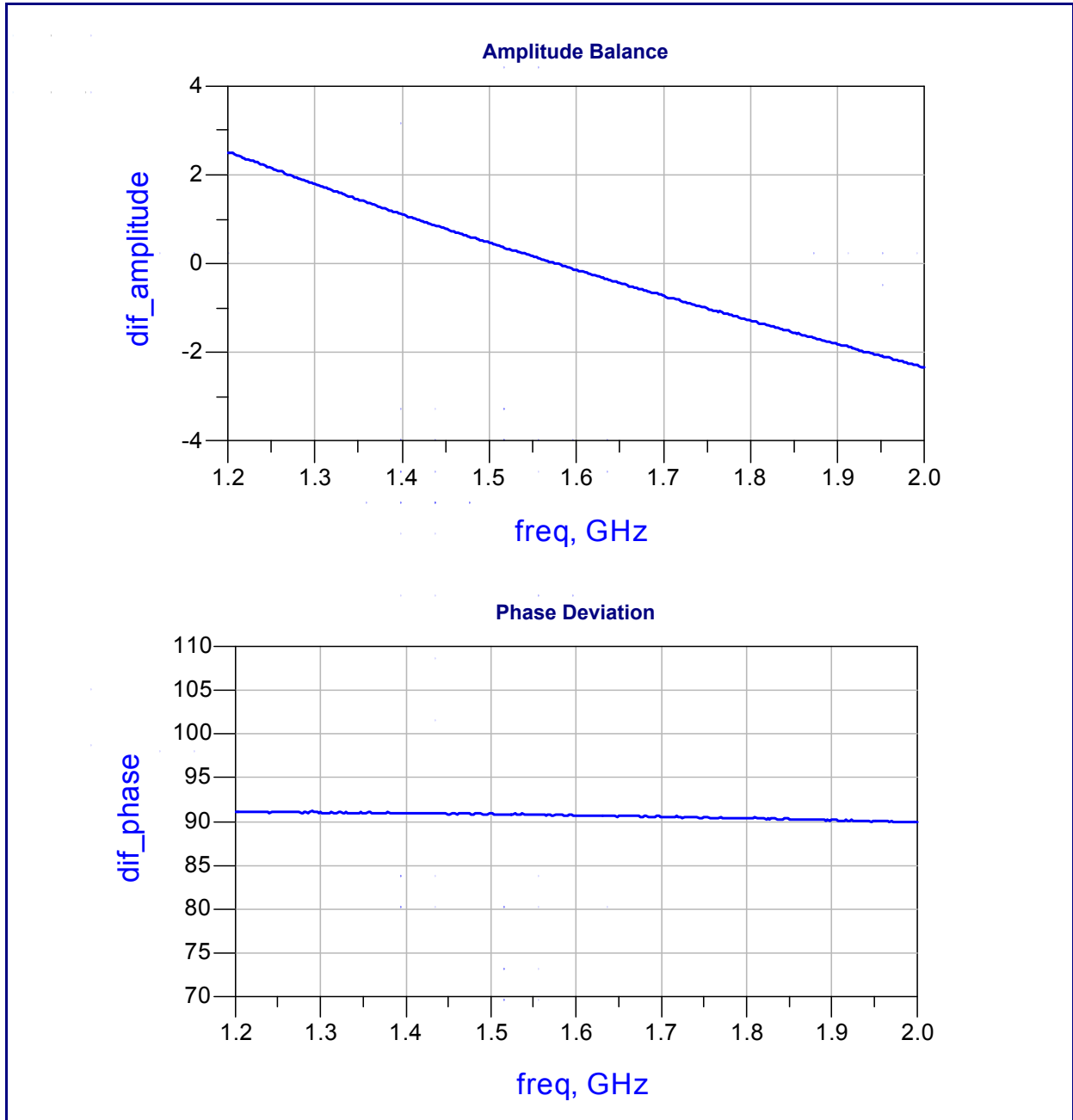
Johanson Technology, Inc. reserves the right to make design changes without notice.
All sales are subject to Johanson Technology, Inc. terms and conditions.

Typical Electrical Characteristics (T=25°C)



Johanson Technology, Inc. reserves the right to make design changes without notice.
All sales are subject to Johanson Technology, Inc. terms and conditions.

Typical Electrical Characteristics (T=25°C)



Johanson Technology, Inc. reserves the right to make design changes without notice.
All sales are subject to Johanson Technology, Inc. terms and conditions.