



Pushbutton, 22 mm, round, metal, shiny, green, pushbutton, flat, momentary contact type, 1 NO, Spring-type terminal





<b>product brand name</b>	SIRIUS ACT
<b>product designation</b>	Pushbuttons
<b>design of the product</b>	Complete unit
<b>product type designation</b>	3SU1
<b>product line</b>	Metal, shiny, 22 mm
<b>manufacturer's article number</b>	
<ul style="list-style-type: none"> <li>• of supplied contact module at position 1</li> <li>• of the supplied holder</li> <li>• of the supplied actuator</li> </ul>	<a href="#">3SU1400-1AA10-3BA0</a> <a href="#">3SU1550-0AA10-0AA0</a> <a href="#">3SU1050-0AB40-0AA0</a>
<b>number of command points</b>	1
<b>Actuator</b>	
<b>design of the actuating element</b>	Button, flat
<b>principle of operation of the actuating element</b>	momentary contact type
<b>product extension optional light source</b>	No
<b>color of the actuating element</b>	green
<b>material of the actuating element</b>	plastic
<b>shape of the actuating element</b>	round
<b>outer diameter of the actuating element</b>	29.45 mm
<b>number of contact modules</b>	1
<b>Front ring</b>	
<b>product component front ring</b>	Yes
<b>design of the front ring</b>	Standard
<b>material of the front ring</b>	Metal, high gloss
<b>color of the front ring</b>	silver
<b>Holder</b>	
<b>material of the holder</b>	Plastic
<b>Display</b>	
<b>number of LED modules</b>	0
<b>General technical data</b>	
<b>product function positive opening</b>	No
<b>product component light source</b>	No
<b>insulation voltage rated value</b>	500 V
<b>degree of pollution</b>	3
<b>type of voltage of the operating voltage</b>	AC/DC
<b>surge voltage resistance rated value</b>	6 kV
<b>protection class IP</b>	IP66, IP67, IP69(IP69K)
<ul style="list-style-type: none"> <li>• of the terminal</li> </ul>	IP20
<b>degree of protection NEMA rating</b>	1, 2, 3, 3R, 4, 4X, 12, 13
<b>shock resistance</b>	

<ul style="list-style-type: none"> <li>• according to IEC 60068-2-27</li> </ul>	sinusoidal half-wave 15g / 11 ms
<b>vibration resistance</b>	
<ul style="list-style-type: none"> <li>• according to IEC 60068-2-6</li> </ul>	10 ... 500 Hz: 5g
<b>operating frequency maximum</b>	3 600 1/h
mechanical service life (switching cycles) typical	10 000 000
electrical endurance (switching cycles) typical	10 000 000
<b>thermal current</b>	10 A
<b>reference code according to IEC 81346-2</b>	S
<b>continuous current of the C characteristic MCB</b>	10 A; for a short-circuit current smaller than 400 A
<b>continuous current of the quick DIAZED fuse link</b>	10 A
<b>continuous current of the DIAZED fuse link gG</b>	10 A
<b>Substance Prohibitance (Date)</b>	10/01/2014
<b>operating voltage</b>	
<ul style="list-style-type: none"> <li>• at AC <ul style="list-style-type: none"> <li>— at 50 Hz rated value</li> <li>— at 60 Hz rated value</li> </ul> </li> <li>• at DC rated value</li> </ul>	5 ... 500 V 5 ... 500 V 5 ... 500 V
<b>Power Electronics</b>	
<b>contact reliability</b>	One maloperation per 100 million (17 V, 5 mA), one maloperation per 10 million (5 V, 1 mA)
<b>Auxiliary circuit</b>	
<b>design of the contact of auxiliary contacts</b>	Silver alloy
<b>number of NC contacts for auxiliary contacts</b>	0
<b>number of NO contacts for auxiliary contacts</b>	1
<b>Connections/ Terminals</b>	
<b>type of electrical connection</b>	spring-loaded terminals
<ul style="list-style-type: none"> <li>• of modules and accessories</li> </ul>	Spring-type terminal
<b>type of connectable conductor cross-sections</b>	
<ul style="list-style-type: none"> <li>• solid without core end processing</li> <li>• finely stranded with core end processing</li> <li>• finely stranded without core end processing</li> <li>• at AWG cables</li> </ul>	2x (0.25 ... 1.5 mm <sup>2</sup> ) 2x (0.25 ... 0.75 mm <sup>2</sup> ) 2x (0.25 ... 1.5 mm <sup>2</sup> ) 2x (24 ... 16)
<b>tightening torque of the screws in the bracket</b>	1 ... 1.2 N·m
<b>Ambient conditions</b>	
<b>ambient temperature</b>	
<ul style="list-style-type: none"> <li>• during operation</li> <li>• during storage</li> </ul>	-25 ... +70 °C -40 ... +80 °C
environmental category during operation according to IEC 60721	3M6, 3S2, 3B2, 3C3, 3K6 (with relative air humidity of 10 ... 95%, no condensation in operation permitted for all devices behind front panel)
<b>Installation/ mounting/ dimensions</b>	
<b>fastening method</b>	front plate mounting
<ul style="list-style-type: none"> <li>• of modules and accessories</li> </ul>	Front plate mounting
<b>height</b>	40 mm
<b>width</b>	30 mm
<b>shape of the installation opening</b>	round
<b>mounting diameter</b>	22.3 mm
<b>positive tolerance of installation diameter</b>	0.4 mm
<b>mounting height</b>	11 mm
<b>installation width</b>	29.5 mm
<b>installation depth</b>	49.7 mm
<b>Certificates/ approvals</b>	
<b>General Product Approval</b>	<b>Declaration of Conformity</b>



[Confirmation](#)



Declaration of Conformity	Test Certificates	Marine / Shipping			
 EG-Konf.	<a href="#">Type Test Certificates/Test Report</a>	<a href="#">Special Test Certificate</a>	 ABS	 LRS	 PRS

Marine / Shipping	other		
 RINA	 RMRS	<a href="#">Confirmation</a>	<a href="#">Environmental Confirmations</a>

#### Further information

Information- and Downloadcenter (Catalogs, Brochures,...)

<https://www.siemens.com/ic10>

Industry Mall (Online ordering system)

<https://mall.industry.siemens.com/mall/en/en/Catalog/product?mlfb=3SU1150-0AB40-3BA0>

Cax online generator

<http://support.automation.siemens.com/WW/CAXorder/default.aspx?lang=en&mlfb=3SU1150-0AB40-3BA0>

Service&Support (Manuals, Certificates, Characteristics, FAQs,...)

<https://support.industry.siemens.com/cs/ww/en/ps/3SU1150-0AB40-3BA0>

Image database (product images, 2D dimension drawings, 3D models, device circuit diagrams, EPLAN macros, ...)

[http://www.automation.siemens.com/bilddb/cax\\_de.aspx?mlfb=3SU1150-0AB40-3BA0&lang=en](http://www.automation.siemens.com/bilddb/cax_de.aspx?mlfb=3SU1150-0AB40-3BA0&lang=en)

last modified:

1/26/2022 