



Data sheet | Item number: 243-808

MICRO PUSH WIRE® connector for junction boxes; for solid conductors;
max. 0.8 mm Ø; 8-conductor; light gray cover; Surrounding air temperature:
max 60°C; red

www.wago.com/243-808



Color:



Data

Electrical data

Subject to changes. Please also observe the further product documentation!

WAGO GmbH & Co. KG
Hansastr. 27
32423 Minden
Phone: +49571 887-0 | Fax: +49571 887-169
Email: info.de@wago.com | Web: www.wago.com

Do you have any questions about our products?
We are always happy to take your call at +49 (571) 887-44222.



Ratings per IEC/EN

Ratings per	EN 60664
Nominal voltage (II/2)	100 V
Rated surge voltage (II/2)	1.5 kV
Rated current	6 A
Legend (ratings)	(II / 2) \triangleq Overvoltage category II / Pollution degree 2

Connection data

Connection points	8
Total number of potentials	1
Number of connection types	1
Number of levels	1

Connection 1

Connection technology	PUSH WIRE [®]
Actuation type	Push-in
Connectable conductor materials	Copper
Solid conductor	22 ... 20 AWG
Conductor diameter	0.6 ... 0.8 mm / 22 ... 20 AWG
Conductor diameter (note)	When using conductors of the same diameter, 0.5 mm (24 AWG) or 1 mm (18 AWG) diameters are also possible.
Strip length	5 ... 6 mm / 0.2 ... 0.24 inches
Wiring direction	Side-entry wiring

Physical data

Width	18.4 mm / 0.724 inches
Height	6.8 mm / 0.268 inches
Depth	10 mm / 0.394 inches

Material Data

Note (material data)	Information on material specifications can be found here
Color	red
Cover color	light gray

Subject to changes. Please also observe the further product documentation!



Fire load	0.019 MJ
Weight	1.4 g

Environmental requirements

Ambient temperature (operation)	+60 °C
Continuous operating temperature	105 °C

Commercial data

eCl@ss 10.0	27-14-11-04
eCl@ss 9.0	27-14-11-04
ETIM 8.0	EC000446
ETIM 7.0	EC000446
PU (SPU)	500 (50) pcs
Packaging type	box
Country of origin	DE
GTIN	4044918502795
Customs tariff number	85369010000

Environmental Product Compliance

RoHS Compliance Status	Compliant, No Exemption
------------------------	-------------------------

Approvals / Certificates

General approvals

Logo	Approval	Additional Approval Text	Certificate name
	CCA DEKRA Certification B.V.	EN 60998	NTR NL 7812
	CSA DEKRA Certification B.V.	C22.2	70048857
	KEMA/KEUR DEKRA Certification B.V.	EN 60998	71- 112493
	UR Underwriters Laboratories Inc.	UL 1059	E45172

Declarations of conformity and manufacturer's declarations

Logo	Approval	Additional Approval Text	Certificate name
	EU-Declaration of Conformity WAGO GmbH & Co. KG	-	-

Subject to changes. Please also observe the further product documentation!

WAGO GmbH & Co. KG
Hansastr. 27
32423 Minden
Phone: +49571 887-0 | Fax: +49571 887-169
Email: info.de@wago.com | Web: www.wago.com

Do you have any questions about our products?
We are always happy to take your call at +49 (571) 887-44222.



UK-Declaration of Conformity
WAGO GmbH & Co. KG

-

-

Approvals for marine applications

Logo	Approval	Additional Approval Text	Certificate name
	ABS American Bureau of Shipping	-	18- HG1755093- PDA
	LR Lloyds Register	EN 60998	LR22207029TA

Optional accessories

Mounting adapter

Mounting accessories		
Item no.: 243-112	Mounting carrier; for 4 connectors; 243 Series; for DIN-35 rail mounting/screw mounting; orange	www.wago.com/243-112
Item no.: 243-113	Mounting carrier; for 6 connectors; 243 Series; for DIN-35 rail mounting/screw mounting; orange	www.wago.com/243-113

Marking accessories

Marking strip		
Item no.: 210-332/575-103	Marking strips; as a DIN A4 sheet; MARKED; 1-12 (160x); Height of marker strip: 3 mm; Strip length 182 mm; Horizontal marking; Self-adhesive; white	www.wago.com/210-332/575-103

Downloads

Documentation

Bid Text

243-808 X81 - Datei	2019 年2月19 日	xml 3.3 kB	Download
243-808 doc - Datei	2017 年5月17 日	doc 25.6 kB	Download
ausschreiben.de 243-808		URL	Download

CAD/CAE-Data

CAE data

Subject to changes. Please also observe the further product documentation!

WAGO GmbH & Co. KG
Hansastr. 27
32423 Minden
Phone: +49571 887-0 | Fax: +49571 887-169
Email: info.de@wago.com | Web: www.wago.com

Do you have any questions about our products?
We are always happy to take your call at +49 (571) 887-44222.



EPLAN Data Portal 243-808	URL	Download
WSCAD Universe 243-808	URL	Download
CAD data		
2D/3D Models 243-808	URL	Download

Environmental Product Compliance

Compliance Search


Environmental Product Compliance 243-808	URL	Download
MICRO PUSH WIRE® connector for junction boxes; for solid conductors; max. 0.8 mm Ø; 8-conductor; light gray cover; Surrounding air temperature: max 60°C; red		

Installation Notes

Conductor termination



Strip solid conductors to 5 ... 6 mm (0.19 ... 0.23 inch).



Termination: Insert the stripped solid conductor until it hits the backstop.

Subject to changes. Please also observe the further product documentation!



Removal: Hold conductor to be removed and twist alternately left and right while pulling the connector.


Installation



Connector strips:

Assembling modular connectors into connector strips.

Commoning



Commoned connector strips

Testing

Subject to changes. Please also observe the further product documentation!



Testing via test port opposite to conductor entry.



The 243 Series can be used in both communication and alarm systems according to the VdS (German Association of Property Insurers) guidelines.

No general approval is given to PUSH WIRE® connectors by the VdS association. The connectors must be tested together with the different parts of the system.

The requirements for connectors are specified in the VdS guidelines for junction boxes (VdS 2116) in section 8.7: "The junction box connectors must be designed to guarantee a reliable and stable connection."

The verification of the fulfillment of these requirements is documented in the VDE test report No. 2574-1440-4031 for the insulated 243 Series PUSH WIRE® Connectors.

Subject to changes. Please also observe the further product documentation!