# SCEP134H

## SMD POWER INDUCTORS



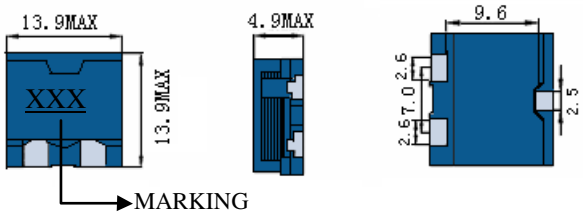


● Features
1 Excellent Power Density
2 Engineered to Provide High Efficiency

## ELECTRICAL CHARACTERISTICS

| Part Number | Inductance (uH) (1) | Test Frequency | DC Resistance (Ω MAX) (2) | Saturation Current (3) (A) | Temperature Current (4) (A) |
|---|---|---|---|---|---|
| SCEP134H-R30 | 0.3 | 100KHZ | 2.5m | 35.0 | 18.0 |
| SCEP134H-R66 | 0.66 | 100KHZ | 3.2m | 29.6 | 17.0 |
| SCEP134H-1R2 | 1.2 | 100KHZ | 4.0m | 21.0 | 15.0 |
| SCEP134H-1R8 | 1.8 | 100KHZ | 6.6m | 17.6 | 13.6 |
| SCEP134H-2R7 | 2.7 | 100KHZ | 10.8m | 14.7 | 12.0 |
| SCEP134H-3R6 | 3.6 | 100KHZ | 12.0m | 12.5 | 10.0 |
| SCEP134H-4R8 | 4.8 | 100KHZ | 16.3m | 11.0 | 9.0 |
| SCEP134H-6R0 | 6.0 | 100KHZ | 18.4m | 9.6 | 8.0 |
| | | | | | |
| | | | | | |
| | | | | | |
| | | | | | |
| | | | | | |
| | | | | | |
| | | | | | |
| | | | | | |
| | | | | | |
| | | | | | |
| | | | | | |

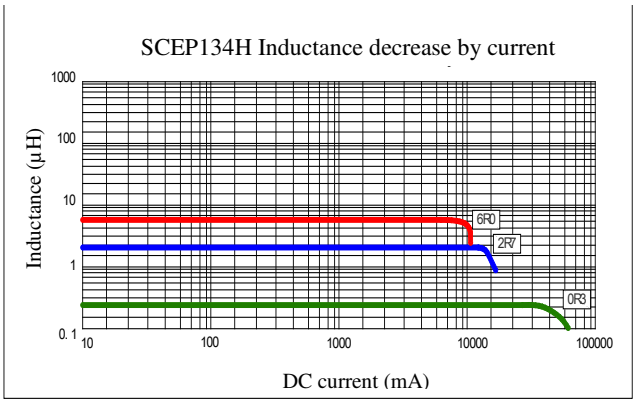


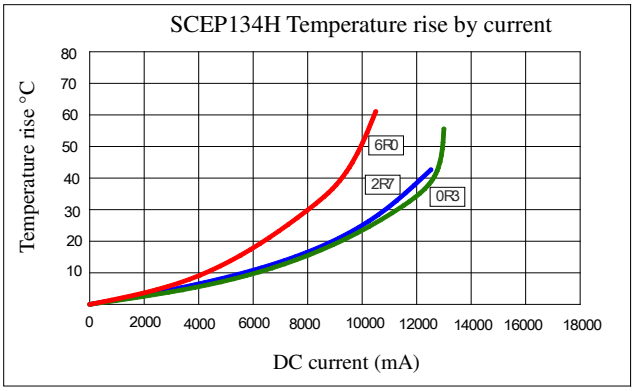


(1). Inductance tolerance for 0.3uH~0.66uH: ±30%, for 1.2uH~6.0uH: ±20%. Tested at 0.25V, 0ADC and 25℃
(2). DCR measured at 25℃.
(3). The DC current at which the inductance decreases by 25% from its initial value.
(4). The DC current that results in a 40℃ temperature rise from 25℃ambient.

**Click here for QUANTITY PER REEL & PACKING INFORMATION**

**Custom versions available upon request.**

© 2019 Signal Transformer –Specification subject to change without notice. 12.19

signal TRANSFORMER a bel group
belfuse.com/signal
128 Atlantic Avenue, Lynbrook, NY 11563
Toll Free 866-239-5777 • Tel 516-239-5777 • Fax 516-239-7208
Sales@signaltransformer.com • techhelp@signaltransformer.com