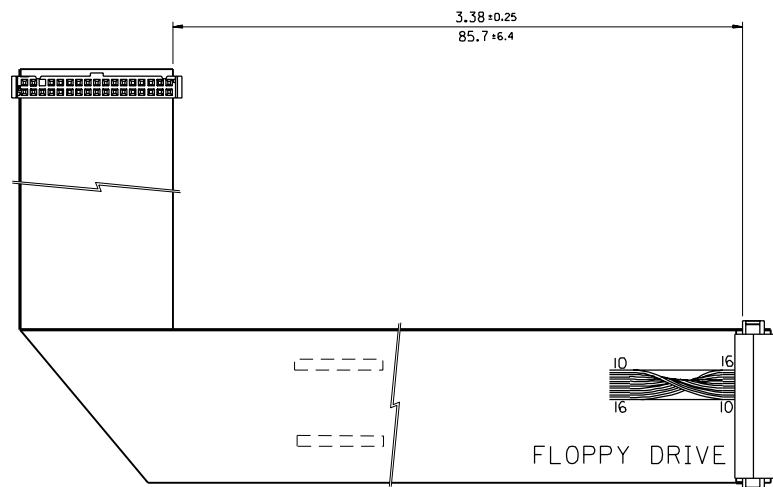
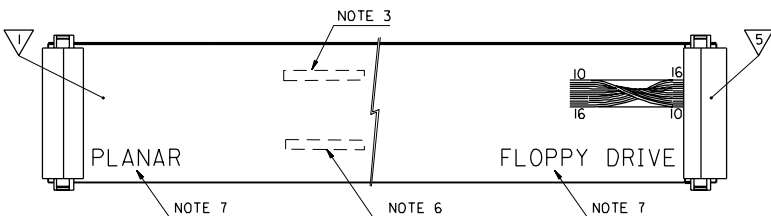
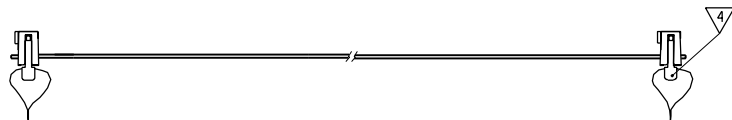


WIRING DIAGRAM

END A CKT No.	END B CKT No.	END A CKT No.	END B CKT No.
1	1	18	18
2	2	19	19
3	3	20	20
4	4	21	21
5	5	22	22
6	6	23	23
7	7	24	24
8	8	25	25
9	9	26	26
10	16	27	27
11	15	28	28
12	14	29	29
13	13	30	30
14	12	31	31
15	11	32	32
16	10	33	33
17	17	34	34



BILL OF MATERIALS:

ITEM	COMPONENT	DESCRIPTION	QTY	NOTE
1	99026-0035	34 CKT RIBBON CABLE 28 AWG	1	2,3,4,6,7,8
2	90635-9020	OF50 34 CKT CONNECTOR ,CKT 5 VOID	1	1,4
3	90635-9019	OF50 34 CKT CONNECTOR, CKT 3 VOID	1	1,4
4	90170-0034	STRAIN RELIEF FOR OF50 CONNECTOR	2	1
5		PULL TAB 34	2	

NOTES:

- SEE PRODUCT SPECIFICATION PS-99020-0015.
- SEE CABLE SPECIFICATION ES-99027-0006.
- PRINT DELL P/N AND REVISION "4137P-A00-00" APPROXIMATELY WHERE SHOWN, AND "ELTEST OK" AFTER ELECTRICAL TESTING. TEXT HEIGHT 3.0mm.
- HARNESS TO BE 100% ELECTRICALLY TESTED
- ATTACH UL LABEL TO EVERY BOX
- PRINT DATE CODE APPROXIMATELY WHERE SHOWN IN THE FOLLOWING FORMAT "DD-MMM-YY", WHERE DD IS THE NUMERIC DAY ,MMM IS THE FIRST THREE LETTERS OF THE MONTH AND YY IS THE YEAR. TEXT HEIGHT 3.0mm
- PRINT 'PLANAR' & 'FLOPPY DRIVE' APPROXIMATELY WHERE SHOWN. TEXT HEIGHT 6.4mm.
- PRINTED TEXT MAY BE ROTATED 90°.

ORIGINAL RELEASE EC No. 2001-0618 DRAWN: MCM 00/11/27 CHK: / / / APP: / / / REV A	QUALITY SYMBOLS MAJOR CRITICAL C	GENERAL TOLERANCES: (UNLESS SPECIFIED)		SCALE 1:1	DESIGN UNITS <input checked="" type="checkbox"/> mm <input type="checkbox"/> INCH	THIRD ANGLE PROJECTION <input type="checkbox"/> MMT <input checked="" type="checkbox"/> INCH <input type="checkbox"/> MMT ONLY	SHT	REV
		4 PLACES ±0.1	±.	DRAWN BY & DATE D.MCN 00/11/27	TITLE: 34CKT RIBBON CABLE ASSEMBLY			
		3 PLACES ±0.1	±.	CHECKED BY & DATE D.RYAN 00/11/27				
		2 PLACES ±0.1	±.	APPROVED BY & DATE MWILHITE 00/11/27				
		1 PLACE ±0.1	±.	CAD FILENAME				
DRAFT WHERE APPLICABLE MUST REMAIN WITHIN DIMENSIONS		ANGULAR: ± 1/2°		MATERIAL NO. 92301-0231		DRAWING NO. SD-92301-428		SHEET NO. 1 OF 1
THIS DRAWING CONTAINS INFORMATION THAT IS PROPRIETARY TO MOLEX INCORPORATED AND SHOULD NOT BE USED WITHOUT WRITTEN PERMISSION.						SIZE C		

PART NO. 92301-0231
DWG NO. SD-92301-428