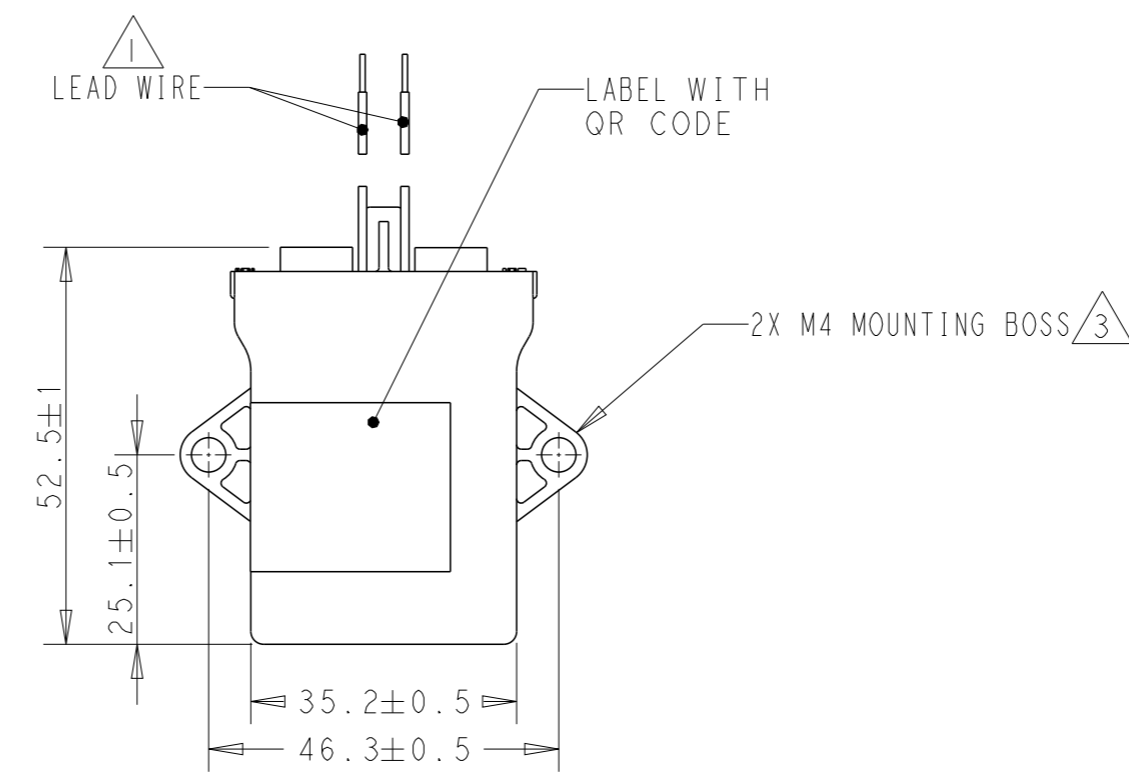
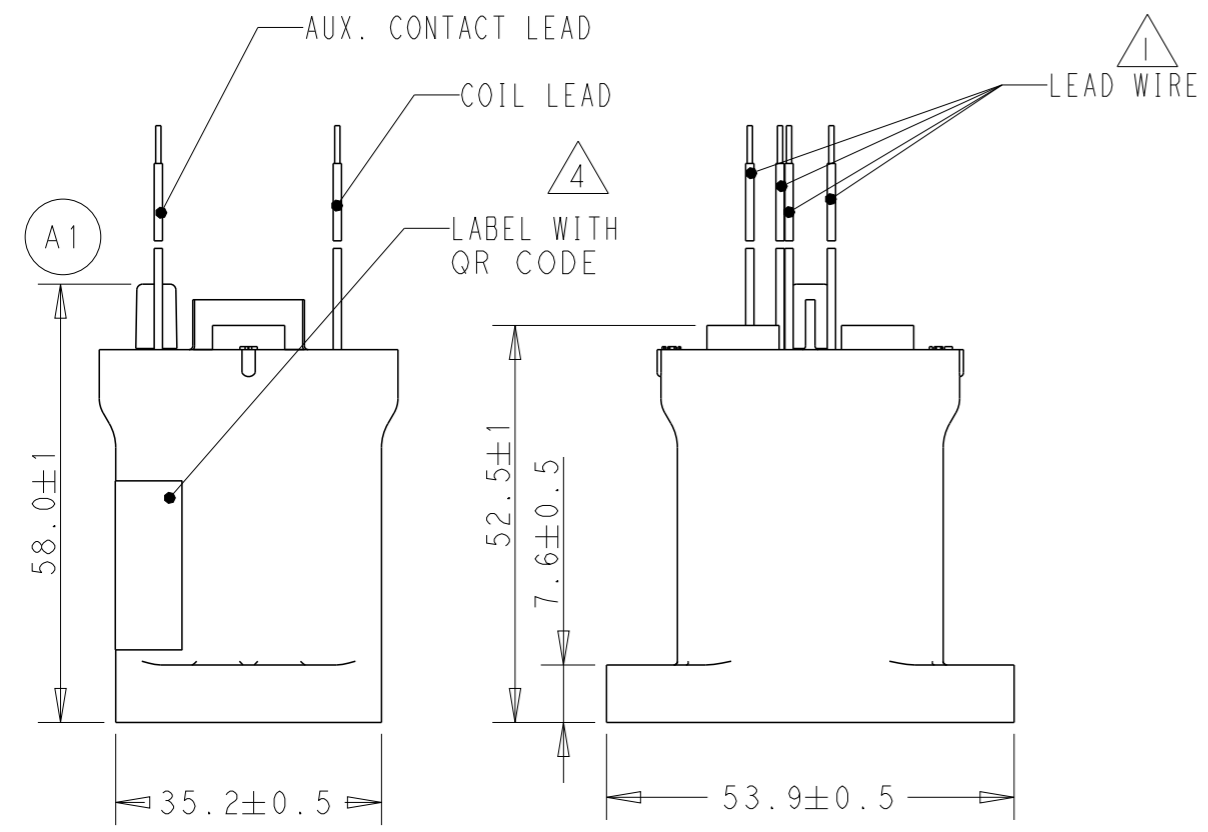
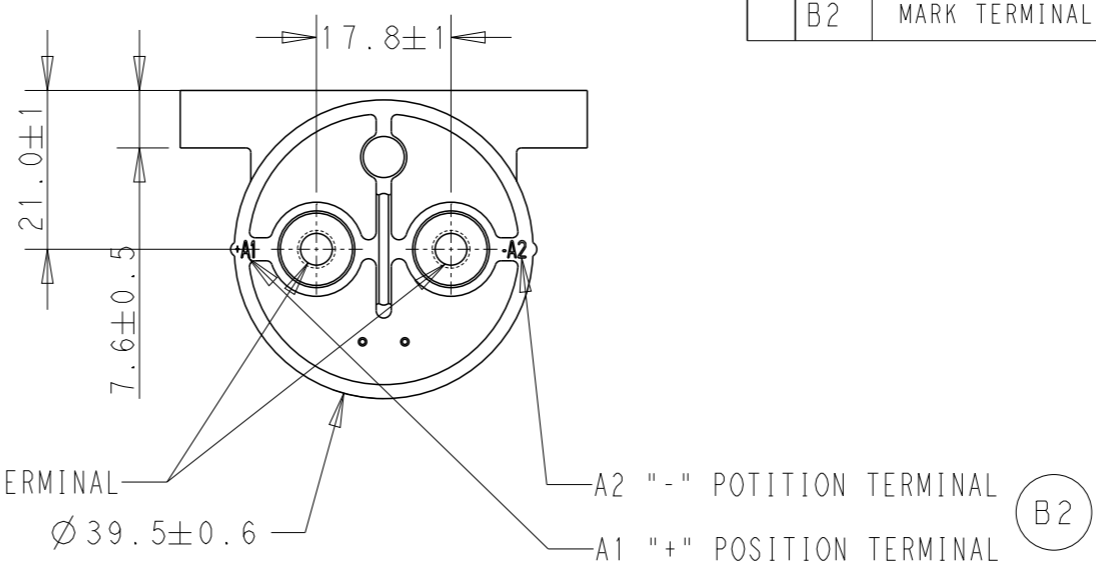
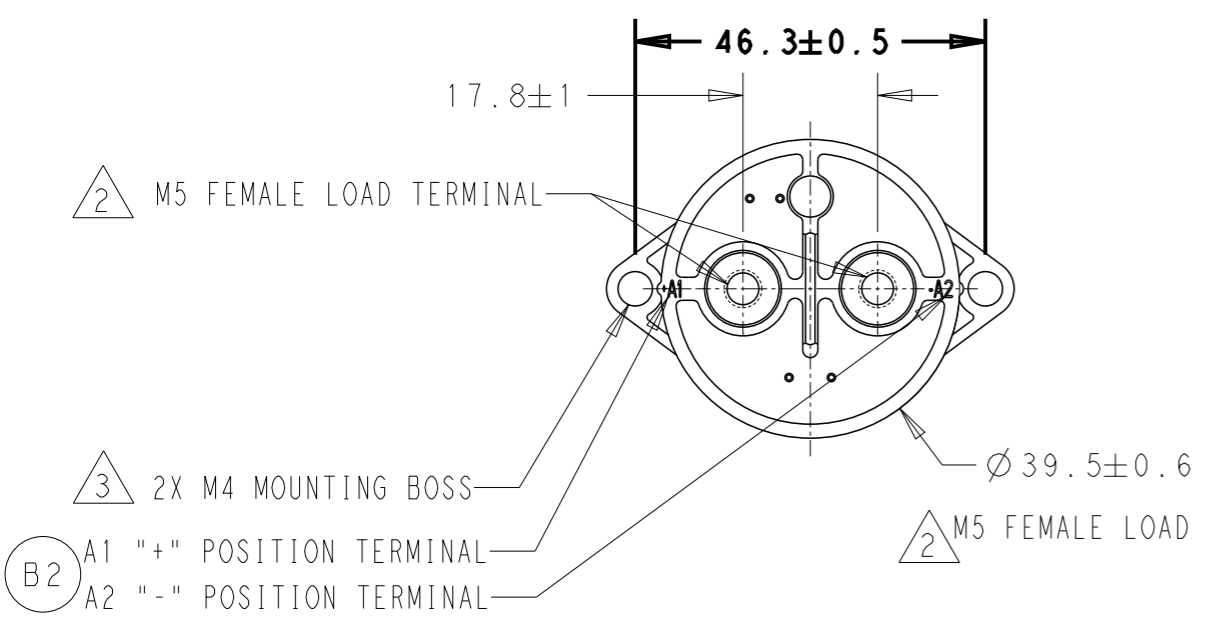


P	LTR	DESCRIPTION	DATE	DWN	APVD
A1		Change dimension (A total of one)	26OCT2016	T.Z	S.Z
B		ECO-18-016894 cmbine QR code	26OCT2018	T.Z	XN.Z
B1		Add 3C LOGO ECO-20-016235	26NOV2020	T.Z	XN.Z
B2		MARK TERMINAL'S POLARITY ECN-23-222333	21JUL2023	XN.Z	S.C

# 1 BOTTOM MOUNTING TYPE

# 2 SIDE MOUNTING TYPE



THIS DRAWING IS A CONTROLLED DOCUMENT.		DWN XN.ZHANG	06SEP2016	<b>TE Connectivity</b>	
DIMENSIONS: mm		CHK -	-		
TOLERANCES UNLESS OTHERWISE SPECIFIED:		APVD SUNNY_ZHANG	06SEP2016	NAME IHV100 SERIES PRODUCT	
		PRODUCT SPEC -	-	-	
MATERIAL -		APPLICATION SPEC -	-	SIZE A3	CAGE CODE -
FINISH -		WEIGHT -	-	DRAWING NO C-2071408	RESTRICTED TO -
CUSTOMER DRAWING				SCALE 1:1	SHEET 1 OF 2
				REV B2	

REVISIONS

P	LTR	DESCRIPTION	DATE	DWN	APVD
		SEE SHEET 1			

LABEL PRINT CONTENT

SCALE 4:1



B

B1

PART NUMBER

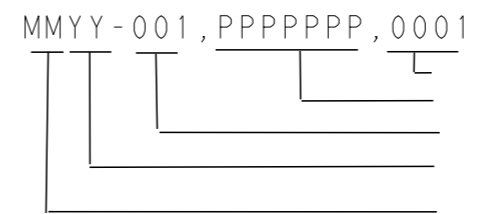
COIL VOLTAGE

MANUFACTURING FACILITY CODE

DATE CODE (YYWW)

NOTES:

- 1 22AWG, WIRE LENGTH 380±25MM ABOUT;
- 2 HARDWARE IS RECOMMENDED TO USE:  
2X M5 BOLT, LOCKWASHER AND WASHER;  
TORQUE: 30 TO 40 IN-LB (3.4 TO 4.5 NM)
- 3 HARDWARE IS RECOMMENDED TO USE:  
2X M4 BOLT, LOCKWASHER AND WASHER  
TORQUE: 20 IN-LB MAX. (2.3 NM MAX.)
- 4 QR CODE PRINTED CONTENT:



SERIALS NUMBER(1~9999)  
 PRODUCT NUMBER(1-7-1)  
 MANUFACTURING BATCH NUMBER(1~999)  
 YEAR OF MANUFACTURE(LAST 2 DIG OF YEAR)  
 MONTH OF MANUFACTURE(MONTH)

SIDE	NORMALLY OPEN	48 VDC	IHV100H6ANH	3-2071408-3
SIDE	NORMALLY OPEN	24 VDC	IHV100H5ANH	3-2071408-2
SIDE	NORMALLY OPEN	12 VDC	IHV100H4ANH	3-2071408-1
BOTTOM	NORMALLY OPEN	48 VDC	IHV100H6ANG	2-2071408-3
BOTTOM	NORMALLY OPEN	24 VDC	IHV100H5ANG	2-2071408-2
BOTTOM	NORMALLY OPEN	12 VDC	IHV100H4ANG	2-2071408-1
SIDE	NONE	48 VDC	IHV100A6ANH	1-2071408-3
SIDE	NONE	24 VDC	IHV100A5ANH	1-2071408-2
SIDE	NONE	12 VDC	IHV100A4ANH	1-2071408-1
BOTTOM	NONE	48 VDC	IHV100A6ANG	2071408-3
BOTTOM	NONE	24 VDC	IHV100A5ANG	2071408-2
BOTTOM	NONE	12 VDC	IHV100A4ANG	2071408-1
MOUNT POSITION	AUX. CONTACT	COIL VOLTAGE	PRODUCT NAME	PART NUMBER

THIS DRAWING IS A CONTROLLED DOCUMENT.

DIMENSIONS: mm	TOLERANCES UNLESS OTHERWISE SPECIFIED: 0 PLC ±- 1 PLC ±0.1 2 PLC ±0.01 3 PLC ±0.001 4 PLC ±0.0001 ANGLES ±-	DWN - CHK - APVD - PRODUCT SPEC - APPLICATION SPEC - WEIGHT -		
MATERIAL TBD	FINISH -	NAME IHV100 SERIES PRODUCT SIZE A3 CAGE CODE - DRAWING NO C-2071408 RESTRICTED TO -		
CUSTOMER DRAWING		SCALE 1:2	SHEET 2 OF 2	REV B2