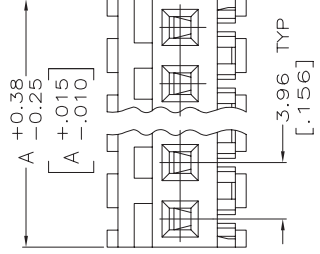
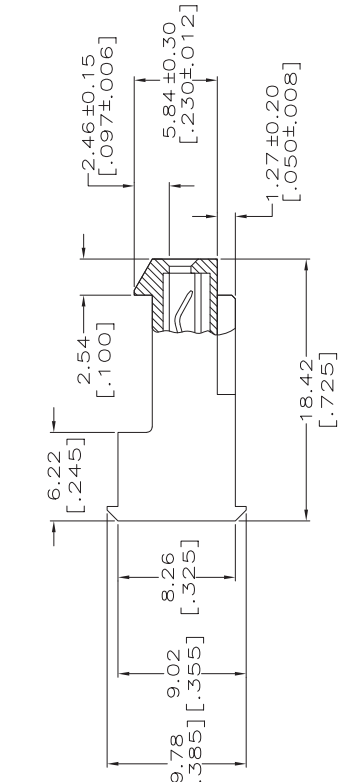
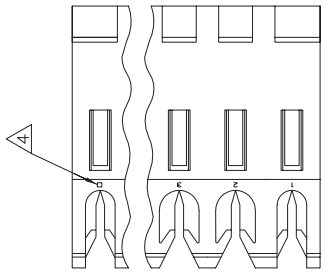


THIS DRAWING IS UNPUBLISHED.
 © COPYRIGHT BY TYCO ELECTRONICS CORPORATION. ALL RIGHTS RESERVED.



MATERIAL:
 CONNECTOR - NYLON UL94V-2 (WHITE).
 CONTACTS - 0.30[.012] THICK COPPER ALLOY.
 PLATING - 0.00038[.000015] GOLD IN CONTACT AREA.
 0.00203[.000080] MIN THICKNESS BRIGHT
 TIN-LEAD IN SLOT AREA FOR 641171-2
 THRU 2-641171-4 OR MATTE WHISKER
 MITIGATED TIN IN SLOT AREA FOR
 3-641171-2 THRU 5-641171-4 OVER
 NICKEL UNDERPLATE.

2. CONTACTS ACCEPT 24 AWG WIRE WITH 2.41[.095] MAX INSULATION DIAMETER.
3. CONTACTS MUST ACCEPT 1.14±0.03[.045±.001] SQUARE POST AND REMAIN LOCKED IN POSITION.
- IDENTIFICATION NUMBER FOR LAST CIRCUIT MAY NOT APPEAR ON ALL ASSEMBLIES.
5. DIMENSIONS IN BRACKETS ARE IN INCHES.
6. HOUSING FEATURES ARE: FEED-THRU WITH LOCKING RAMP.

NOTE DELETED.
NOTE DELETED.



LOC CM O
 DIST O

REVISONS
 P LTR K
 DESCRIPTION ECO-07-012886

DATE 22JUN07
 DWN K W
 APD DB

| TIN | 95.10 | 3.744 | 24 | 5-641171-4 |
|-----|-------|-------|----|------------|
| | 91.14 | 3.588 | 23 | 5-641171-3 |
| | 87.17 | 3.432 | 22 | 5-641171-2 |
| | 83.21 | 3.276 | 21 | 5-641171-1 |
| | 79.25 | 3.120 | 20 | 5-641171-0 |
| | 75.29 | 2.964 | 19 | 4-641171-9 |
| | 71.32 | 2.808 | 18 | 4-641171-8 |
| | 67.36 | 2.652 | 17 | 4-641171-7 |
| | 63.40 | 2.496 | 16 | 4-641171-6 |
| | 59.44 | 2.340 | 15 | 4-641171-5 |
| | 55.47 | 2.184 | 14 | 4-641171-4 |
| | 51.51 | 2.028 | 13 | 4-641171-3 |
| | 47.55 | 1.872 | 12 | 4-641171-2 |
| | 43.59 | 1.716 | 11 | 4-641171-1 |
| | 39.62 | 1.560 | 10 | 4-641171-0 |
| | 35.66 | 1.404 | 9 | 3-641171-9 |
| | 31.70 | 1.248 | 8 | 3-641171-8 |
| | 27.74 | 1.092 | 7 | 3-641171-7 |
| | 23.77 | .936 | 6 | 3-641171-6 |
| | 19.81 | .780 | 5 | 3-641171-5 |
| | 15.85 | .624 | 4 | 3-641171-4 |
| | 11.89 | .468 | 3 | 3-641171-3 |
| | 7.92 | .312 | 2 | 3-641171-2 |
| | 95.10 | 3.744 | 24 | 2-641171-4 |
| | 91.14 | 3.588 | 23 | 2-641171-3 |
| | 87.17 | 3.432 | 22 | 2-641171-2 |
| | 83.21 | 3.276 | 21 | 2-641171-1 |
| | 79.25 | 3.120 | 20 | 2-641171-0 |
| | 75.29 | 2.964 | 19 | 1-641171-9 |
| | 71.32 | 2.808 | 18 | 1-641171-8 |
| | 67.36 | 2.652 | 17 | 1-641171-7 |
| | 63.40 | 2.496 | 16 | 1-641171-6 |
| | 59.44 | 2.340 | 15 | 1-641171-5 |
| | 55.47 | 2.184 | 14 | 1-641171-4 |
| | 51.51 | 2.028 | 13 | 1-641171-3 |
| | 47.55 | 1.872 | 12 | 1-641171-2 |
| | 43.59 | 1.716 | 11 | 1-641171-1 |
| | 39.62 | 1.560 | 10 | 1-641171-0 |
| | 35.66 | 1.404 | 9 | 641171-9 |
| | 31.70 | 1.248 | 8 | 641171-8 |
| | 27.74 | 1.092 | 7 | 641171-7 |
| | 23.77 | .936 | 6 | 641171-6 |
| | 19.81 | .780 | 5 | 641171-5 |
| | 15.85 | .624 | 4 | 641171-4 |
| | 11.89 | .468 | 3 | 641171-3 |
| | 7.92 | .312 | 2 | 641171-2 |

TIN-LEAD

THIS DRAWING IS A CONTROLLED DOCUMENT.

REV B, LEWIS 3-11-98
 DWN B, LEWIS 3-11-98
 CHK L SWING
 DATE 3-11-98

TYCO ELECTRONICS
 Tyco Electronics Corporation
 Harrisburg, Pa 17105-3608

NAME
 PRODUCT SPEC 108-1051
 APPLICATION SPEC 114-1020
 WEIGHT
 SIZE A2 00779
 DRAWING NO 641171
 RESTRICTED TO

SCALE 4:1
 SHEET 1 OF 1
 REV K

CUSTOMER DRAWING