

QT-Brightek Chip LED Series

SMD 1210 Bi-Color LED

Part No.: QBLP650-RAG

Product: QBLP650-RAG	Date: August 27, 2012	Page 1 of 10
	Version# 1.3	

Table of Contents:

Introduction	3
Electrical / Optical Characteristic (T=25 °C)	4
Absolute Maximum Rating	4
Characteristic Curves.....	6
Solder Profile & Footprint:.....	7
Packing	8
Labeling	9
Ordering Information	9
Revision History	10
Disclaimer	10

Product: QBLP650-RAG	Date: August 27, 2012	Page 2 of 10
	Version# 1.3	

Introduction

Feature:

- Water clear lens
- Package in tape and reel
- Ultra bright 1210 LED package
- AllnGaP technology for Red/Yellow Green

Description:

These ultra bright 1210 LEDs have a height profile of 1.1mm. Combination of high brightness output and small footprint, these LEDs are ideal for keypad backlighting and status indication.

Application:

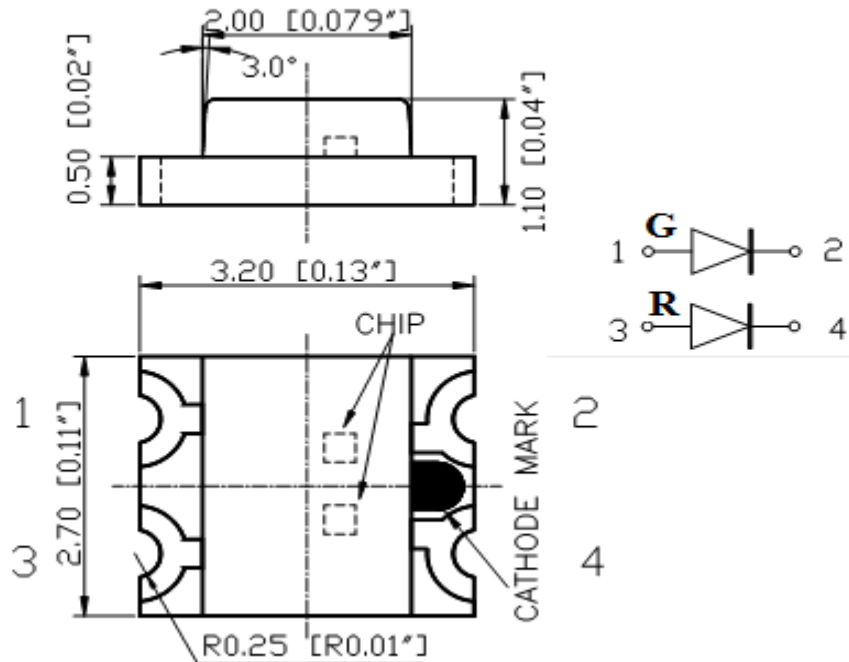
- Status indication
- Back lighting application

Certification & Compliance:

- TS16949
- ISO9001
- RoHS Compliant



Dimension:



Units: mm / tolerance = +/-0.1mm

Product: QBLP650-RAG	Date: August 27, 2012	Page 3 of 10
	Version# 1.3	

Electrical / Optical Characteristic (T=25 °C)

Product	Color	I _F (mA)	V _F (V)		λ _D (nm)			I _V (mcd)	
			Typ.	Max.	Min.	Typ.	Max.	Min.	Typ.
QBLP650-RAG	Red	20	2.0	2.5	615	624	630	80	180
	Yellow Green	20	2.0	2.5	565	573	576	25	55

Absolute Maximum Rating

Material	P _d (mW)	I _F (mA)	I _{FP} (mA)*	V _R (V)	T _{OP} (°C)	T _{ST} (°C)	T _{SOL} (°C)**
AllnGaP (R/AG)	75	30	125	5	-40 ~ +85	-40 ~ +100	260

*Duty 1/8 @ 1kHz

** IR Reflow for no more than 10 sec @ 260 °C

Forward Voltage V_F @ I_F=20mA

Bin	Min.	Max.	Unit
□	1.7	2.5	V

Luminous Intensity I_V @ I_F=20mA

Bin	Min.	Max.	Unit
D	25	32	mcd
E	32	40	
F	40	50	
G	50	63	
H	63	80	
I	80	100	
J	100	125	
K	125	160	
L	160	200	
M	200	250	

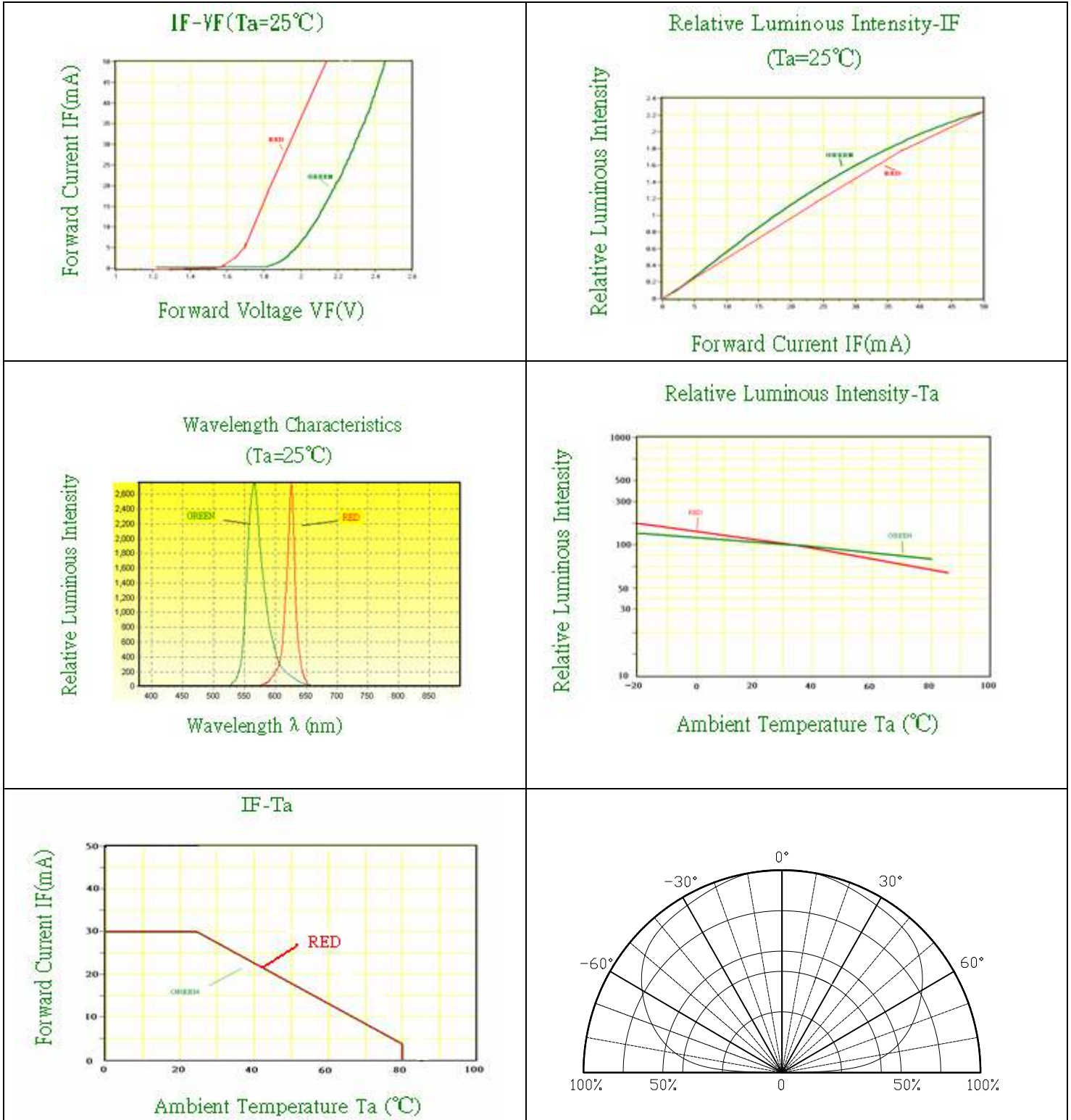
Dominant Wavelength λ_D for Yellow Green @ $I_F=20mA$

Bin	Min.	Max.	Unit
h	565	568	nm
i	568	572	
j	572	576	

Dominant Wavelength λ_D for Red @ $I_F=20mA$

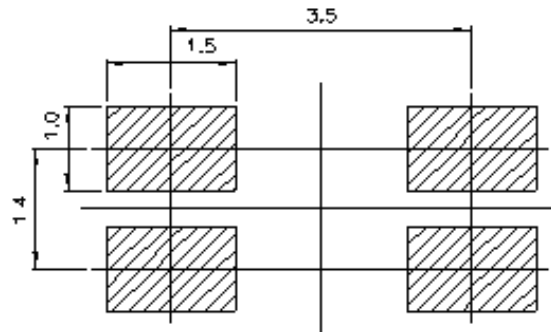
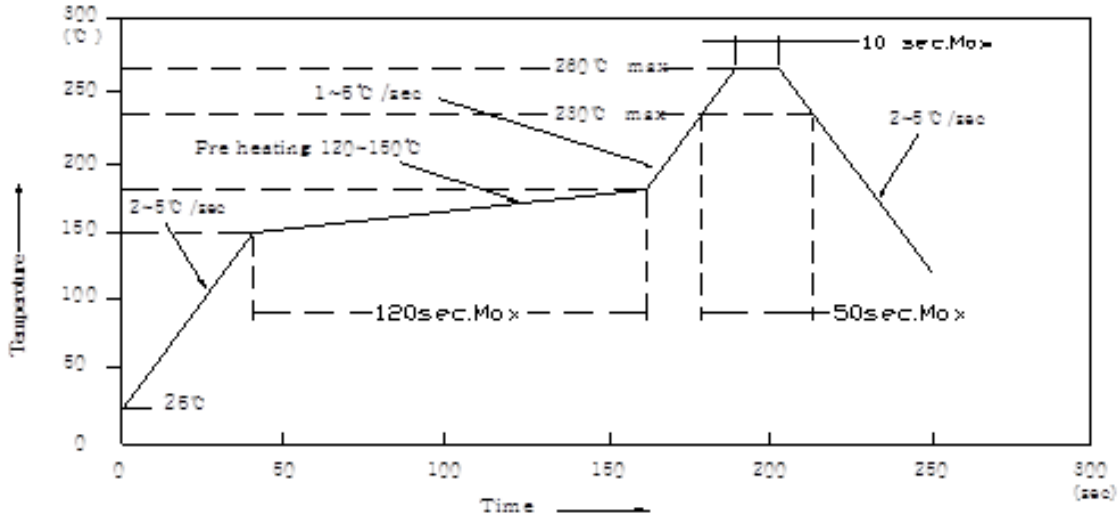
Bin	Min.	Max.	Unit
s	615	620	nm
t	620	625	
u	625	630	

Characteristic Curves



Solder Profile & Footprint:

**IR Reflow Soldering Profile
Lead Free Solder**



(Proposed Solder footprint)

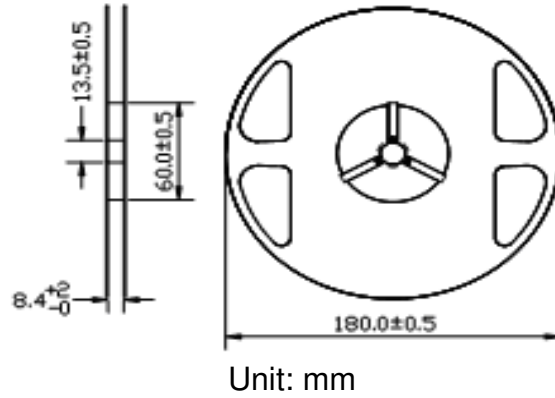
Units: mm

tolerance: +/- 0.1mm

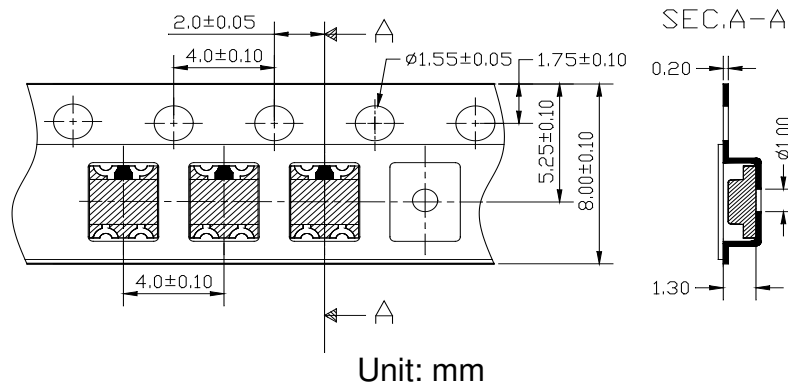
Product: QBLP650-RAG	Date: August 27, 2012	Page 7 of 10
	Version# 1.3	

Packing

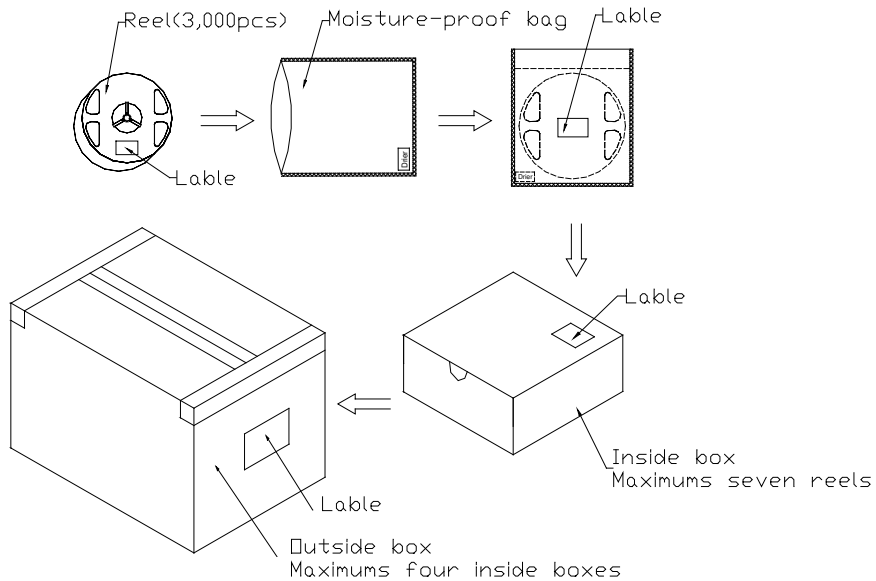
Reel Dimension:



Tape Dimension:



Packing Specifications:



Product: QBLP650-RAG	Date: August 27, 2012	Page 8 of 10
	Version# 1.3	

Labeling

Part No: _____

Customer P/N: _____

Item: _____

Q'ty: _____

Vf: _____

Iv: _____

WI: _____

Date: _____

Made in China**Ordering Information**

Part #	Orderable Part #	Spec Range	Quantity per reel
QBLP650-RAG	QBLP650-RAG	R: Iv = 180mcd typ. / Color = 615-630nm	3,000 units
		AG: Iv = 55mcd typ. / Color= 565-576nm	

Revision History

Description:	Revision #	Revision Date
New Release of QBLP650-RAG	V1.0	09/20/2010
Brightness	V1.1	06/25/2011
Add Bin code/ amend brightness	V1.2	01/04/2012
Update Format	V1.3	08/27/2012

Disclaimer

QT-BRIGHTTEK reserves the right to make changes without further notice to any products herein to improve reliability, function or design. QT-BRIGHTTEK does not assume any liability arising out of the application or use of any product or circuit described herein; neither does it convey any license under its patent rights, nor the rights of others.

Life Support Policy

QT-BRIGHTTEK's products are not authorized for use as critical components in life support devices or systems without the express written approval of QT-BRIGHTTEK. As used herein:

1. Life support devices or systems are devices or systems which, (a) are intended for surgical implant into the body, or (b) support or sustain life, and (c) whose failure to perform when properly used in accordance with instructions for use provided in the labeling, can be reasonably expected to result in a significant injury of the user.
2. A critical component in any component of a life support device or system whose failure to perform can be reasonably expected to cause the failure of the life support device or system, or to affect its safety or effectiveness.